

Morgantown Monongalia Metropolitan Planning Organization



Transportation Improvement Program

FY 2019-FY 2023

Morgantown Monongalia Metropolitan Planning Organization

243 High Street Room 110

Morgantown WV

www.plantgether.org

Table of Contents

I Introduction	3
II 2018 Morgantown Monongalia MPO Committee Membership	5
III Glossary	7
IV List of Programmed and Ongoing Projects and Map of Programmed Projects.....	9
V Summary of MPO Metropolitan Transportation Plan Goals and Objectives.....	12
VI Programmed Public Transportation Needs and Funding Streams	15
VII Analysis of Transportation Project Impact on Title VI and Environmental Justice Communities	19
VIII Previously Funded Ongoing Projects (2016-17).....	25
IX Certification	27
X List of Projects completed the Last Five Years.....	29

Appendices: MPO Documents

I Introduction

Transportation Improvement Program (TIP)

Purpose and Development

The Morgantown Monongalia Metropolitan Planning Organization (MMMPO) was established as the urban area's transportation planning agency in 2003 as required by Federal legislation for any urban area with a population over 50,000. The two primary responsibilities of the MMMPO are the development of the Urban Area's Metropolitan Transportation Plan with a minimum of a 20 year planning horizon and the oversight of the use of federal surface transportation funds within the planning area. The MMMPO is charged with ensuring that use of federal funds are consistent with the goals and objectives of the Metropolitan Transportation Plan. This document is the primary tool for that oversight.

In accordance with 23 CFR 450 subpart C the Morgantown Monongalia Metropolitan Planning Organization (MMMPO) is charged with developing the local Transportation Improvement Program (TIP) documenting the expenditure of Federal Funds on regionally significant transportation projects. Two primary purposes of the TIP are to monitor the progress of implementing the area's Metropolitan Transportation Plan (MTP), and to provide an opportunity for the area's stakeholders to comment on the expenditure of Federal Funds in the area. Federal regulation requires that the TIP be prepared as part of a continuous, cooperative, and comprehensive planning process, that includes an open public involvement process. This TIP includes a list of both public transportation and highway projects programmed for implementation by WVDOT, the West Virginia University Personal Rapid Transit System and Mountain Line Transit. In addition to currently scheduled projects the TIP includes a list of projects completed in the area over the last five years. This is consistent with the requirements of Federal legislation.

The TIP must also be fiscally constrained and be consistent with the area's Metropolitan Transportation Plan. To meet these requirements the MMMPO prepares the draft TIP in cooperation with the West Virginia Department of Transportation, Mountain Line Transit, West Virginia University, and other area institutions and stakeholders. The MPO also identifies how each project is consistent with the policies of the Metropolitan Transportation Plan. It should also be noted that the last two fiscal years shown in the TIP are informational and subject to change.

The MPO relies on the State of West Virginia's ongoing budget analysis to assure that the programmed projects are fiscally feasible in the short term. The list of currently programmed projects is the primary purpose for developing a TIP, it provides local decision makers with the opportunity to track progress in implementing the Metropolitan Transportation Plan and it provides the public with an opportunity to comment on how Federal funds are spent for transportation purposes. Given that the WVDOT is the primary funding agency for projects in the MPO area, the list of programmed projects has been prepared in cooperation with and reviewed by WVDOT to insure that the list is financially constrained given the future year funding anticipated by WVDOT.

MAP 21 passed by Congress in 2012 and the FAST Act (Fixing America's Surface Transportation) of 2016 requires the States and Metropolitan Planning Organizations to establish performance measures to

identify how transportation investments are meeting national goals. States are required to establish the goals for these performance measures and MPOs are to adopt the State goals or establish their own goals within 180 days of the establishment of the State goals. To date West Virginia has adopted statewide Highway Safety Improvement Program goals. The MMMPO adopted the State goals for this program in January of 2018 as shown in the appendix. The MMMPO anticipates adopting goals for the remaining Federal categories as the State progresses through the process. The MMMPO will modify this TIP accordingly.

In addition to the TIP the MPO prepares a Priority List as an informational item for the WVDOT as they prepare the State Transportation Improvement Program. The Priority List expresses the order in which the MPO would like to see the MTP Projects implemented.

The Mountain Line Transit System as the grant recipient for FTA 5307 Urbanized Formula funds is primarily responsible for the development of the Transit portion of the Local TIP. As a grant recipient of Federal funds for the maintenance of the Personal Rapid Transit system (PRT) WVU prepares the portions of the TIP related to these funds.

Public Involvement

Once the draft TIP is prepared it is submitted for review by the public during a thirty (30) day public comment period and by the MPO's Committees. The Technical Advisory Committee made up of technical staff from WVDOT and the area's municipalities, and the Citizens Advisory Committee which includes representatives of the general public as well as groups specifically interested in bicycle and pedestrian planning are the MPO Committee's charged with reviewing this document. The results of the Public and Committee comments are then provided to the MPO's Policy Board for their review prior to final adoption of the TIP.

II 2018 Morgantown Monongalia MPO Committee Membership

MPO Policy Board

Chairman-The Honorable Mike Kelly, Monongalia County Board of Education

Vice-Chairman-Councilperson Jennifer Selin, City of Morgantown

Treasurer-Mayor Patricia Lewis, Granville

Secretary, Bill Austin, MPO Director ex officio

Mountain Line Transit, Dave Bruffy

City of Morgantown-Mayor Bill Kawecki, Councilor Ryan Wallace

Blacksville, The Honorable Joe Statler

Westover-Councilperson Janice Goodwin

Monongalia County Commission-Commissioners Tom Bloom, Edward Hawkins, Sean Sikora

Star City-Councilman Dominick Claudio

West Virginia University-Ron Justice

West Virginia Department of Transportation-Division of Highways-Brian Carr

MPO Citizen's Advisory Committee

Maria Smith, Christiaan Abildso, Chip Wamsley, Ed Sneckenberger, Bill Rice, Joe Patten,
Matthew Cross, Charles Renner, Heather Britton, Kyle Haugh

MPO Transportation Technical Advisory Committee

Federal Highway Administration and Federal Transit Administration (ex-officio)-Jason
Workman, Chandra Inglis-Smith

Town of Granville, Ron Snyder, Town Manager

Monongalia County Board of Education, Jeff Meadows

Monongalia County, Richard Wood, Planning Director

City of Morgantown, Damien Davis-City Eng., Chris Fletcher-Dir. of Dev. Services,

Morgantown Monongalia MPO-Bill Austin, ex officio

Mountain Line Transit, Dave Bruffy

West Virginia Department of Transportation-Brian Carr, Elwood Penn, Foad Shoukry, Donald Williams

West Virginia University, Clement Solomon

Morgantown Utility Board-Tim Ball

MPO Freight Advisory Committee

Edward Boyle, Robert Henn, John Laurita, Ryan Nuzum, Barry Pally

III Glossary

Transportation Agencies

FHWA-Federal Highway Administration

FTA-Federal Transit Administration

WVDOT-West Virginia Department of Transportation

MPO-Morgantown Monongalia Metropolitan Planning Organization

Federal Funding Classifications

ADHS-Appalachian Development Highway System

ARRA-American Recovery and Rehabilitation Act

BR-Bridge Replacement and Rehabilitation

CMAQ-Congestion Mitigation and Air Quality

FAST Act-Fixing America's Surface Transportation Act

HSIP-Highway Safety Improvement Program

IM-Interstate Maintenance

MAP-21-Moving Ahead for Progress in the 21st Century

NHPP-National Highway Performance Program

NRT-National Recreational Trail

SAFTEA-Safe, Accountable, Flexible, Transportation Efficiency Act of 2003

STP-Surface Transportation Program

Section 5307-FTA Formula (Operating and Capital)

Section 5311-Rural Area Formula Grants

Section 5337-State of Good Repairs Grants

Section 5339-Bus and Bus Facilities Program

TA-Transportation Alternatives funding

Work Categories

CON-Construction, ENG.-Engineering, M-Maintenance, P/PE-Planning and Planning and Environmental, ROW-Right of Way

This page is intentionally left blank

IV List of Programmed and Ongoing Projects and Map of Programmed
Projects

MORGANTOWN MONONGALIA MPO TRANSPORTATION IMPROVEMENT PROGRAM FEDERAL HIGHWAY PROJECTS: Projects List (2018-2023)

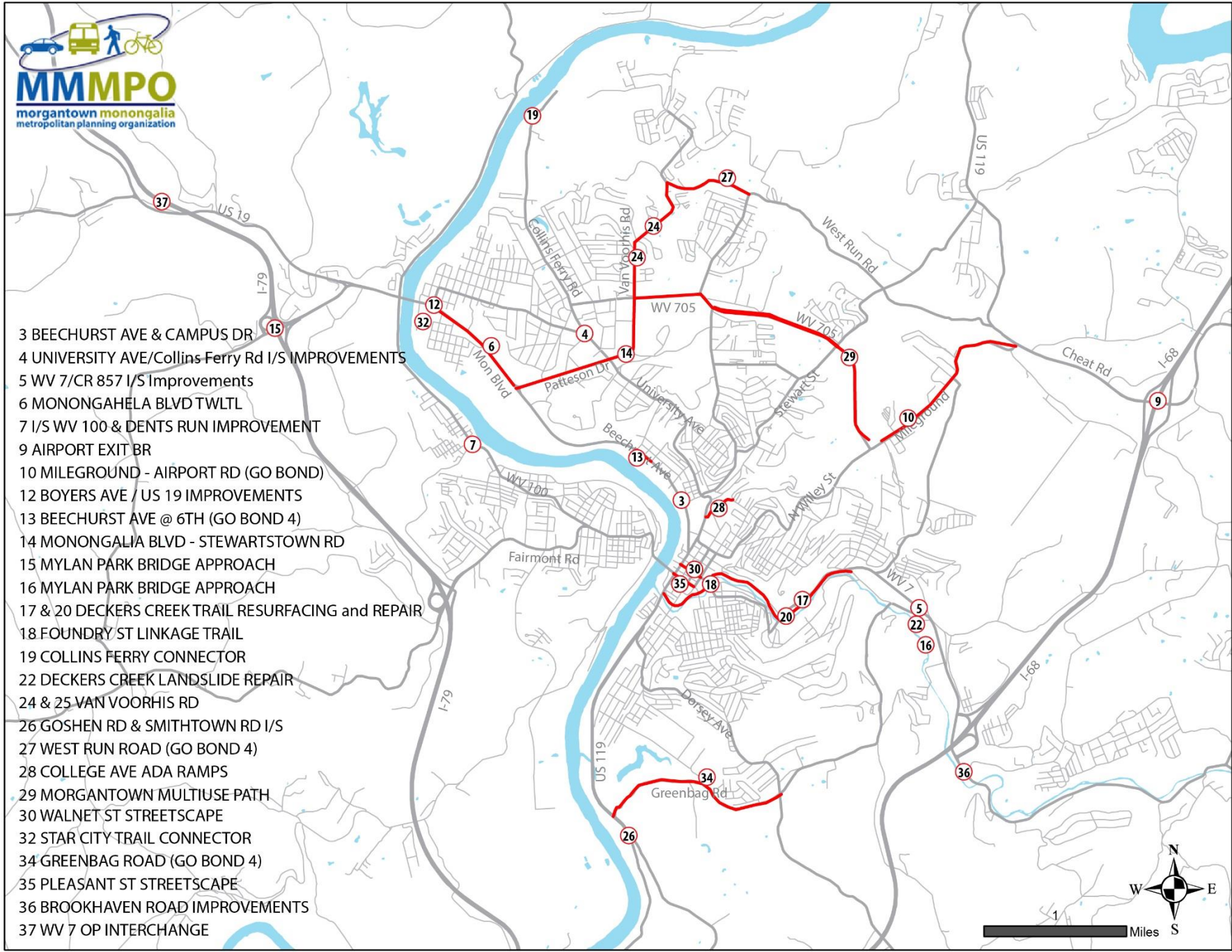
	PROJECT NAME	FFY	FUNDING OBLIGATION DATE	FUND TYPE	PHASE	ROUTE	TYPE OF WORK	STATE PROJECT NUMBER	FEDERAL PROJECT NUMBER	FEDERAL DOLLAR AMOUNT	TOTAL PHASE \$ AMOUNT	MIP GOAL	Performance Measures
1*	EVERETTVILLE BR	2018	2/28/2018	STP	CON	CO045	REPL	S3314524200	ACST0045069D	\$400,000	\$500,000	1, 3	
2*	MORRIS BUILDERS BR +1	2018	2/28/2018	STP	CON	CO019/25	REPL 2 BRIDGES	S331192505500	ACST1925001D	\$900,000	\$1,125,000	1, 3	
3	BEECHURST AVE & CAMPUS DR	2018	2/28/2018	CMAQ	ENG	US019	REALIGNMENT	U33119118500	CMAQ0019408D	\$24,000	\$30,000	1, 3, 4	
		2018	6/28/2018	CMAQ	ROW	US019	REALIGNMENT	U33119118500	CMAQ0019409D	\$48,000	\$60,000		
4	UNIVERSITY AVE I/S IMPROVEMENTS	2018	10/28/2018	CMAQ	CON	US019	REALIGNMENT	U33119118500	CMAQ0019410D	\$424,000	\$530,000	1, 3, 4	
		2018	4/28/2018	CMAQ	ROW	CO055	I/S IMPROVEMENT	U3315511000	CMAQ0055037D	\$1,520,000	\$1,900,000		
5	WV 7/CR 857	2018	3/28/2018	HSIP	CON	WV007	I/S IMPROVEMENT	U3317353500	HSIP0007248D	\$1,600,000	\$2,000,000	1, 3, 4	
6	MONONGAHELA BLVD TWLTL	2018	2/8/2018	HSIP	CON	US019	ADD AUXILIARY LN	U33119133500	HSIP0019449D	\$3,593,365	\$3,992,628	1, 2, 3, 6	
7	I/S WV 100 & DENTS RUN IMPROVEMENT	2018	3/28/2018	HSIP	CON	WV100	IMPROVE TURNING RADIUS/INTERSECTION	U33110010200	HSIP0100152D	\$150,000	\$150,000	1, 3, 4	
8*	COOPERS ROCK PIPE (GARVEE 2)	2018	2/28/2018	OTHER	CON	I068	REPLACE PIPE	S33168145300	NFA2217022D	\$0	\$400,000	1, 3	
9	AIRPORT EXIT BR (GARVEE 2)	2018	2/28/2018	OTHER	CON	CO857	REPLACE BRIDGE	S3318570072600	NFA2217036D	\$0	\$6,300,000	1, 3	
10	MILEGROUND - AIRPORT RD (GO BOND)	2018	6/28/2018	OTHER	CON	US119	WIDEN US 119, CHEAT DR TO DONNA AVE	U331119160003	NFA2317026D	\$0	\$14,000,000	1, 2, 3, 6	
11*	WANA - BLACKSVILLE	2018	3/28/2018	NHPP	CON	WV007	RESURFACE	S331791700	NHPP0007295D	\$280,000	\$350,000	1, 3	
12	BOYERS AVE / US 19 IMPROVEMENTS	2018	2/28/2018	NHPP	ENG	US019	WIDEN, TURN LANE, TRAFFIC SIGNAL	U331191410	NHPP0019437D	\$4,000	\$5,000	1, 2, 3	
			2/28/2018	NHPP	ROW	US019	WIDEN, TURN LANE, TRAFFIC SIGNAL	U331191410	NHPP0019438D	\$800	\$1,000		
			5/28/2018	NHPP	CON	US019	WIDEN, TURN LANE, TRAFFIC SIGNAL	U331191410	NHPP0019439D	\$461,600	\$577,000		
13	BEECHURST AVE @ 6TH (GO BOND 4)	2018	1/23/2018	NHPP	ENG	US019	IMPROVE I/S & WIDEN	U33119132400	NHPP0019443D	\$400,000	\$500,000	2, 3, 4, 6	
			6/28/2019	NHPP	ROW	US019	IMPROVE I/S & WIDEN	U33119132400	NHPP0019444D	\$2,400,000	\$3,000,000		
			6/28/2021	OTHER	CON	US019	IMPROVE I/S & WIDEN	U33119132400	NFA2317024D	\$0	\$8,000,000		
14	MONONGALIA BLVD - STEWARTSTOWN RD	2018	3/28/2018	NHPP	CON	WV705	RESURFACE	S33170500200	NHPP0705018D	\$2,086,334	\$2,607,917	1, 3, 4	
15	MYLAN PARK BRIDGE APPROACH	2018	2/28/2018	NHPP	ENG	I079	REALIGN APPROACHES	S3317915400	NHPP0793269D	\$90,000	\$100,000	1, 3	
			2/28/2018	NHPP	CON	I079	REALIGN APPROACHES	S3317915400	NHPP0793270D	\$900,000	\$1,000,000		
16	DECKERS CREEK TRAIL UNDERCUT REPAIR	2018	6/28/2018	NRT	CON	NA	REPAIR EXISTING TRAIL	U331DECKE300	NRT2012686D	\$78,615	\$98,269	1, 2, 3, 6, 8	
17	DECKERS CREEK TRAIL RESURFACING	2018	3/28/2018	NRT	CON	NA999	PAVE TRAIL	U331DECKE200	NRT2012693D	\$64,000	\$80,000	1, 2, 3, 6, 8	
18	FOUNDRY ST LINKAGE TRAIL	2018	5/28/2018	NRT	CON	NA	CONST TRL	U331FOUND100	NRT2014219D	\$24,256	\$30,320	1, 2, 3, 6, 8	
19	COLLINS FERRY CONNECTOR T	2018	7/28/2018	NRT	CON	NA	CONST TRL	U331COLLI100	NRT2014221	\$44,800	\$56,000	1, 2, 3, 6, 8	
20*	DECKERS CRK TRAIL REPAIR	2018	8/28/2018	NRT	CON	NA	REPAIR TRL	U331DECKE400	NRT2014223D	\$199,661	\$249,577	1, 2, 3, 6, 8	
21*	NORTH CENTRAL RAIL TRAIL MAP UPDATE	2018	5/28/2018	NRT	ENG	NA999	UPDATE & PRINT TRAIL BROCHURE	T631NORTH100	NRT2015244D	\$20,800	\$26,000	1, 2, 3, 6, 8	
22	DECKERS CREEK LANDSLIDE R	2018	4/28/2018	NRT	ENG	NA999	DESIGN CONST LANDSLIDE REPAIR	U331DECKE600	NRT2017161D	\$36,000	\$45,000	1, 2, 3, 6, 8	
23*	BOPARC TRAIL EQUIPMENT	2018	4/28/2018	NRT	ENG	NA999	EQUIPMENT PURCHASE, TRAIL MAINT	U331BOPAR200	NRT2017162D	\$14,400	\$18,000	5, 6	
24	VAN VOORHIS RD	2018	2/28/2018	HSIP	CON	CO067/01	WIDEN ROAD	U33167100000	HSIP0671006D	\$2,400,000	\$2,400,000	1, 2, 3, 6	

	PROJECT NAME	FFY	FUNDING OBLIGATION DATE	FUND TYPE	PHASE	ROUTE	TYPE OF WORK	STATE PROJECT NUMBER	FEDERAL PROJECT NUMBER	FEDERAL DOLLAR AMOUNT	TOTAL PHASE \$ AMOUNT	MIP GOAL	Performance Measures
25	VAN VOORHIS RD (GO BOND 4)	2018	1/23/2018	STP	ENG	CO059	IMPROVE I/S & WIDEN	U3315909400	STP0059006D	\$480,000	\$600,000	1, 2, 3, 6	
		2019	6/28/2019	STP	ROW	CO059	IMPROVE I/S & WIDEN	U3315909400	STP0059007D	\$4,000,000	\$5,000,000		
		2021	6/28/2021	OTHER	CON	CO059	IMPROVE I/S & WIDEN	U3315909400	NFA2317023D	\$0	\$11,000,000		
26	GOSHEN RD & SMITHTOWN RD I/S	2018	12/18/2017	STP	CON	CO073	RESURF	U3317338400	STP0073086D	\$785,582	\$1,631,977	1, 2, 3	
27	WEST RUN ROAD (GO BOND 4)	2018	2/8/2018	STP	ENG	CO067/01	IMPROVE I/S & WIDEN	U33167118600	STP0671008D	\$600,000	\$750,000	1, 2, 3, 6	
		2019	28/6/2019	STP	ROW	CO067/01	IMPROVE I/S & WIDEN	U33167118600	STP0671009D	\$4,000,000	\$5,000,000		
		2021	28/6/2021	OTHER	CON	CO067/01	IMPROVE I/S & WIDEN	U33167118600	NFA2317025D	\$0	\$13,000,000		
28	COLLEGE AVE +3	2018	2/28/2018	STP	CON	CO019/22	DESIGN BUILD ADA RAMP	S331192202900	STP1922002D	\$124,000	\$155,000	1, 2, 3, 6	
29	MORGANTOWN MULTIUSE PATH	2018	6/28/2018	TAP	ENG	NA999	DESIGN / CONST TRAIL	U331MORGA2000	TAP2016335DTC	\$125,000	\$125,000	1, 2, 3, 6, 8	
		2019	8/28/2019	TAP	CON	NA999	DESIGN / CONST TRAIL	U331MORGA2000	TAP2016336D	\$300,000	\$375,000		
30	WALNUT ST STREETScape 2012	2018	3/28/2018	TAP	CON	NA	CONST WALK, CROSSWALKS, CURB CUTS, LIGHTING	U331MORGA1700	TEA2012638D	\$238,000	\$297,500	3, 6, 7	
31*	MORGANTOWN BICYCLE SIGNAGE	2018	5/28/2018	TAP	CON	NA999	PURCHASE BICYCLE SIGNAGE	U331MORGA1800	TEA2014195D	\$96,000	\$120,000	1, 2, 3, 6	
32	STAR CITY TRAIL CONNECTOR	2019	12/28/2018	NRT	CON	NA999	CONSTRUCT TRAIL	U331STARC800	NRT2015041D	\$73,600	\$92,000	1, 2, 3, 6	
33*	MON RIVER RAIL TRL MNT EQ	2019	8/28/2019	NRT	ENG	NA	EQUIP PURCHASE	U331MONRV100	NRT2015294D	\$48,000	\$60,000	1, 2, 3, 6	
34	GREENBAG ROAD (GO BOND 4)	2019	6/28/2019	STP	ROW	CO857	IMPROVE I/S & WIDEN	U33185706700	STP0857020D	\$2,400,000	\$3,000,000	1, 2, 3, 6, 8	
		2021	6/28/2021	OTHER	CON	CO857	IMPROVE I/S & WIDEN	U33185706700	NFA2317022D	\$0	\$16,000,000		
35	PLEASANT ST STREETScape	2019	3/28/2019	TAP	ENG	NA	CONST SW	U331MORGA1900	TAP2016309DTC	\$160,000	\$160,000	3, 6, 7	
36	BROOKHAVEN ROAD IMPROVEMENTS	2020	4/28/2020	CMAQ	ROW	WV007	INSTALL TRAVEL LANES; SIGNAL	U3317362000	CMAQ0007263D	\$12,000	\$15,000	1, 3, 4	
		2020	4/28/2020	CMAQ	CON	WV007	INSTALL TRAVEL LANES; SIGNAL	U3317362000	CMAQ0007264D	\$380,000	\$475,000		
37	WV 7 OP INTERCHANGE (AUTH AC PROJECT) (SPLIT FUNDED)	2021	7/28/2021	STP	CON	I079	CONST NEW I/C AND ACCESS RD	X331791560000	NHPP0796271	\$16,000,000	\$20,000,000	1, 2, 3, 4, 6, 7, 8	
		2021	7/28/2021	NHPP	CON	I079	CONST NEW I/C AND ACCESS RD	X331791560000	NHPP0796271	\$4,000,000	\$5,000,000		
		2022	7/28/2022	NHPP	CON	I079	CONST NEW I/C AND ACCESS RD	X331791560000	NHPP0796271	\$4,000,000	\$5,000,000		
		2022	7/28/2022	STP	CON	I079	CONST NEW I/C AND ACCESS RD	X331791560000	NHPP0796271	\$16,000,000	\$20,000,000		
		2023	7/28/2023	NHPP	CON	I079	CONST NEW I/C AND ACCESS RD	X331791560000	NHPP0796271	\$4,000,000	\$5,000,000		
		2023	7/28/2023	STP	CON	I079	CONST NEW I/C AND ACCESS RD	X331791560000	NHPP0796271	\$16,000,000	\$20,000,000		

* Not Mapped



- 3 BEECHURST AVE & CAMPUS DR
- 4 UNIVERSITY AVE/Collins Ferry Rd I/S IMPROVEMENTS
- 5 WV 7/CR 857 I/S Improvements
- 6 MONONGAHELA BLVD TWLTL
- 7 I/S WV 100 & DENTS RUN IMPROVEMENT
- 9 AIRPORT EXIT BR
- 10 MILEGROUND - AIRPORT RD (GO BOND)
- 12 BOYERS AVE / US 19 IMPROVEMENTS
- 13 BEECHURST AVE @ 6TH (GO BOND 4)
- 14 MONONGALIA BLVD - STEWARTSTOWN RD
- 15 MYLAN PARK BRIDGE APPROACH
- 16 MYLAN PARK BRIDGE APPROACH
- 17 & 20 DECKERS CREEK TRAIL RESURFACING and REPAIR
- 18 FOUNDRY ST LINKAGE TRAIL
- 19 COLLINS FERRY CONNECTOR
- 22 DECKERS CREEK LANDSLIDE REPAIR
- 24 & 25 VAN VOORHIS RD
- 26 GOSHEN RD & SMITHTOWN RD I/S
- 27 WEST RUN ROAD (GO BOND 4)
- 28 COLLEGE AVE ADA RAMP
- 29 MORGANTOWN MULTIUSE PATH
- 30 WALNET ST STREETSCAPE
- 32 STAR CITY-TRAIL CONNECTOR
- 34 GREENBAG ROAD (GO BOND 4)
- 35 PLEASANT ST STREETSCAPE
- 36 BROOKHAVEN ROAD IMPROVEMENTS
- 37 WV 7 OP INTERCHANGE



V Summary of MPO Metropolitan Transportation Plan Goals and Objectives

(Updated 2017)

- 1) **Goal 1-A multimodal transportation system that efficiently moves goods and people**
 - a. Eliminate/reduce current congestion...
 - b. Ensure that future development and related...improvements address capacity needs...proactively
 - c. Improve ingress/egress to most densely developed/highest activity areas of the region
 - d. Provide adequate transportation capacity to support existing business
 - e. Focus capacity improvements for all modes in areas of desired future growth...

- 2) **Goal 2-A transportation system in which all modes are highly integrated and connected**
 - a. ...allow for convenient transfer from one mode to another
 - b. ...encourage the use of the most efficient mode...based on the characteristic of the trip...
 - c. Increase the...area in which people have access to non-automobile modes.
 - d. Reduce reliance on automobile for travel
 - e. Better serve those who do not/cannot own and drive a personal automobile.
 - f. Allow for efficient transfer of goods between modes.
 - g. Improve and expand infrastructure for pedestrians, bicyclists and people with disabilities.
 - h. Increase the use of existing rail trails for transportation purposes

- 3) **Goal 3-A multimodal transportation system that safely moves people and goods**
 - a. Minimize crashes
 - b. Ensure that future...transportation improvements address safety...

- 4) **Goal 4-A transportation system that maximizes the efficiency of freight movement through and within the region with minimal impacts on neighborhoods and campus areas.**
 - a. Reduce truck traffic in residential neighborhoods.
 - b. Improve truck access to key industrial areas
 - c. Increase options for freight movement that minimizes truck traffic on non-interstate roads.

- 5) **Goal 5-Greater collaboration between local agencies, state officials, and private interests in pursuit of funding of transportation improvements.**
 - a. More effective and less costly improvements by capitalizing on common needs
 - b. Higher quality improvements due to cost sharing and collaboration
 - c. Transportation improvements that support the...vision for the region

- 6) **Goal 6-A transportation system that is attractive, sustainable and livable**
 - a. Integrate the local context in planning, design and construction of improvements
 - b. Include sustainability features in design and construction of transportation improvements
 - c. Address multimodal needs in planning, design, and construction of improvements
 - d. Reduce or mitigate the impact of transportation facilities on storm-water facilities
 - e. Enhance travel and tourism in the Morgantown area

- 7) **Goal 7-Reduce automobile trip demand, especially during peak hours**
 - a. Reduce need for costly transportation and parking infrastructure
 - b. Invest in transportation improvements that support land use patterns that decrease the need to travel.
 - c. Reduce auto emissions and improve air quality
 - d. 50% increase in walking trips
 - e. 5% of all trips made by bicycle by 2025
 - f. Increase number of transit trips by 200%
 - g. Increase telecommuting and virtual lectures (WVU)
 - h. Increase average vehicle occupancy by 50%

- 8) **Goal 8 A multimodal transportation system that enhances the homeland security of the region.**
 - a. Heighten awareness of homeland security needs related to transportation.
 - b. Improve understanding of critical transportation security issues in the region
 - c. Incorporate homeland security needs in transportation planning, design and construction.

VI Programmed Public Transportation Needs and Funding Streams

West Virginia University Personal Rapid Transit (PRT)						Vehicle Replacement
Fiscal Year	PROJECT DESCRIPTION	FUNDING SOURCE	Federal Funds	Match	Total Cost	100% MPRT Funds
2016-2017	MPRT ATC & AFC Project FY 2013	FTA Section 5337	\$959,307	\$239,828	\$1,199,135	
2017-2018	MPRT Power Distribution Gear Replacement	FTA Section 5337	\$1,439,391	\$345,000	\$1,784,391	
2018-2019	MPRT ATC & AFC Project FY 2014 , 2015, 2016	FTA Section 5337	\$2,681,349	\$670,338	\$3,351,687	\$500,000
2019-2020	MPRT Modernization (LONP) 5337	FTA Section 5337	\$927,797	\$232,000	\$1,159,797	\$3,063,965
2020-2021	MPRT Modernization (LONP) 5337	FTA Section 5337	\$780,000	\$195,000	\$975,000	\$8,547,401
2022-2023	MPRT Modernization (LONP) 5337	FTA Section 5337	\$780,000	\$195,000	\$975,000	\$13,577,943
2023-2024*	MPRT Modernization (LONP) 5337	FTA Section 5337	\$780,000	\$195,000	\$975,000	\$3,661,282
2024-2025*	MPRT Modernization (LONP) 5337	FTA Section 5337	\$780,000	\$195,000	\$975,000	

*Informational

Mountain Line Transit	Note #	2017-2018			2018-2019		2019-2020		2020-2021		2021-2022		2022-2023		Total
		Source	Federal	Local	Federal	Local	Federal	Local	Federal	Local	Federal	Local	Federal	Local	
Operating Assistance & Stic	1	\$5307	\$1,272,800	1,272,800	1,272,800	1,272,800	\$1,272,800	\$1,272,800	\$1,272,800	\$1,272,800	\$1,272,800	\$1,272,800	\$1,272,800	\$1,272,800	\$15,273,600
Preventative Maintenance & Stic	1	\$5307	\$330,000	82,500	330,000	82,500	\$330,000	\$82,500	\$330,000	\$82,500	\$330,000	\$82,500	\$330,000	\$82,500	\$2,475,000
Security	1	\$5307	\$16,200	4,100	16,200	4,100	\$16,200	\$4,100	\$16,200	\$4,100	\$16,200	\$4,100	\$16,200	\$4,100	\$121,500
Monongalia County	2	Levy	-	2,000,000	-	\$2,100,000	-	\$2,200,000	-	\$2,300,000	-	\$2,350,000	-	\$2,400,000	\$13,350,000
Capital Improvement Door Locks	3	\$5307	\$13,100	3,300											\$16,400
Bus Shelters and bicycle route project	3	\$5307			\$59,900	\$15,000									\$74,900
Federal 5311(f)	4	\$5311(f)	\$266,200	266,200	\$266,200	\$266,200	\$266,200	\$266,200	\$266,200	\$266,200	\$266,200	\$266,200	\$266,200	\$266,200	\$3,194,400
Bus & Bus Facilities	5	\$5339	\$140,900	35,200	\$464,200	\$116,100	\$128,100	\$32,000	\$150,000	\$37,500	\$150,000	\$37,500	\$150,000	\$37,500	\$1,479,000
Bus Purchases	5	\$5307			\$433,500	\$108,400									\$541,900
Mobility Management	6	\$5307	\$40,900	10,200	\$22,200	\$5,600									\$78,900
CMAQ	7	\$5307	\$8,000	-	\$8,000	-	\$6,700	-							\$22,700

Notes on above by number showing Transit Asset Management goals jointly developed with the State of West Virginia

1. These are operating funds making rides more affordable. The preventative maintenance portion helps in funding the care and upkeep of the buses. The security portion is a Federal requirement on these funds to help keep the population more secure.
2. Local levy funds provide for operations, service expansion, capital improvements, bus purchases and matching of Federal Funds
3. These Federal funds allocated by the State are helping replace the outdated the locks on the main facility to make the facility more secure.
3. These Federal funds were allocated by the State to help provide shelter for bus and bicycle riders to facilitate coordination of bicycle and bus riding modes.
4. These Federal funds were allocated through the State to help provide lower cost interstate rides from Clarksburg, WV to Pittsburgh, PA
5. These Federal funds were allocated by the State to help with the funding of facilities improvements and bus purchases which is needed in this service expansion.
6. Mobility coordination Federal funds allocated by the State are from a program designed to coordinate riders who need assistance with existing bus routes.
7. These funds are used to mitigate traffic congestion and improve air quality by forming vanpools.

Total Urban Area Federal Funding

Federal Highway Funds*	Federal Funding Source	2017-2018	2018-2019	2019-2020	2020-2021	2021-2022	2022-2023	Total
Surface Transportation								
Performance Program	(STPP)	\$3,289,582	\$10,400,000	\$0	\$16,000,000	\$16,000,000	\$16,000,000	\$61,689,582
Highway Safety Improvement								
Program	(HSIP)	\$5,343,365	\$0	\$0	\$0	\$0	\$0	\$5,343,365
Transportation Alternatives								
Program (Includes Nat. Rail Tr. and former Trans. Enhancement Funds)	(TAP)	\$2,894,400	\$421,600	\$0	\$0	\$0	\$0	\$3,316,000
National Highway Performance								
Program	(NHPP)	\$1,146,400	\$2,400,000	\$0	\$4,000,000	\$4,000,000	\$4,000,000	\$15,546,400
Bridge Repair		\$0	\$0	\$0	\$0	\$0	\$0	\$0
Congestion Mitigation and Air Quality Program (CMAQ)		\$1,616,000	\$1,040,000	\$392,000	\$0	\$0		\$0
Total Highway Funding		\$14,289,747	\$14,261,600	\$392,000	\$20,000,000	\$20,000,000	\$20,000,000	\$85,895,347
Federal Transit Funds								
	Federal Funding Source	2017-2018	2018-2019	2019-2020	2020-2021	2021-2022	2022-2023	Total
FTA 5307		\$1,681,000	\$2,142,600	\$1,619,000	\$1,606,900	\$1,619,000	\$1,359,400	\$10,027,900
FTA 5311(f)		\$266,200	\$266,200	\$266,200	\$266,200	\$266,200	\$266,200	\$1,597,200
FTA 5337		\$1,439,391	\$2,681,349	\$927,797	\$780,000	\$780,000	\$780,000	\$7,388,537
FTA 5339		\$140,900	\$464,200	\$150,000	\$150,000	\$150,000	\$150,000	\$1,205,100
Total Transit Funding		\$3,527,491	\$5,554,349	\$2,962,997	\$2,803,100	\$2,815,200	\$2,555,600	\$20,218,737
Total Federal Funding by Year		\$17,817,238	\$19,815,949	\$3,354,997	\$22,803,100	\$22,815,200	\$22,555,600	\$108,450,947
* This table summarizes Federal Funding ONLY State and Local funds are identified in individual tables								

This page is intentionally left blank

VII Analysis of Transportation Project Impact on Title VI and
Environmental Justice Communities

In keeping with the requirements of Title VI of the Civil Rights Act of 1964 as amended, and with Executive Order 12898 the Morgantown Monongalia MPO identified the location of low income and minority populations including non-English speakers within Monongalia County. The MPO utilized Census data to determine the location of these populations in relation to scheduled transportation improvements and transit service in the area. In reviewing the locational data it became apparent that the majority of these populations are associated with West Virginia University. It is assumed that low-income student populations are more likely to utilize transit and non-motorized forms of transportation.

The maps included in this section of the Transportation Improvement Program demonstrate that the subject populations in the urban area receive significant transportation benefits from the projects included in the TIP. Since none of the highway projects included in the TIP require significant relocation of homes or other long term disruptions of any community, it is reasonable to assume that these communities will not be disproportionately adversely impacted by these actions any more than the members of the community at large.

Environmental Justice Analysis

EJ Block Group Analysis is a system level evaluation on the relations between proposed projects and environmental justice populations. It documents the special relations of proposed projects and EJ Block Groups and the level of planned transportation investment in the area's EJ and non-EJ neighborhoods. Both positive and negative impact of an investment are considered.

EJ Block Group: a census block group with a population that has either: 1) A higher percentage of households in poverty than the county average of 24.0 percent. Or 2) A higher percentage of minority residents than the county average of 9.2 percent.

Non-EJ Block Group: a census block group with a population that has both the same or a lower percentage of households in poverty than the county average of 24.0 percent and the same or a lower percentage of minority residents than the county average of 9.2 percent.

The following tables summarized the results from the Environmental Justice Block Group Analysis.

Based on the analysis described above, it is concluded that:

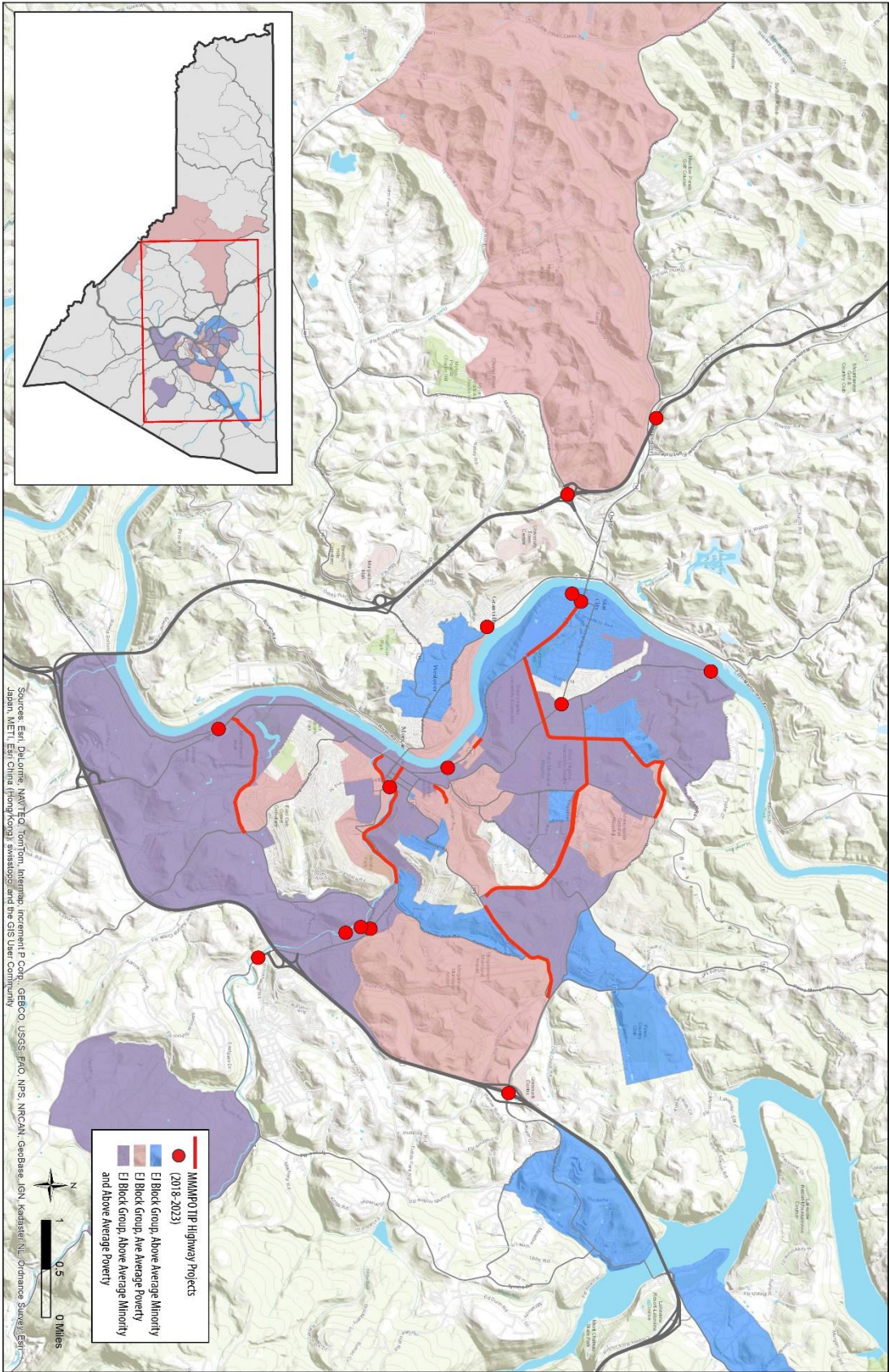
- All programmed projects, except one, are located within or partially within environmental justice block groups as defined in this chapter.
- EJ communities are expected to have more direct benefit from recommended transportation improvements, as majority of the projects are operational improvements on existing roadway and aimed to improve community coherency and livability.

□ Majority of projects are located in areas, which share the following demographic characteristics:

- Higher percentage of minority population
- Higher percentage of low income population
- Higher percentage of linguistically isolated population
- Lower percentage of population with less than high school education

PROJECT NAME	ROUTE	TOTAL PHASE \$ AMOUNT	Relation with EJ Block Groups
EVERETTVILLE BR	CO045	\$500,000	Not mapped
MORRIS BUILDERS BR +1	CO019/25	\$1,125,000	Not mapped
BEECHURST AVE & CAMPUS DR	US019	\$30,000	Within
	US019	\$60,000	
	US019	\$530,000	
UNIVERSITY AVE I/S IMPROVEMENTS	CO055	\$1,900,000	Within
	CO055	\$1,300,000	
WV 7/CR 857	WV007	\$2,000,000	Within
MONONGAHELA BLVD TWLTL	US019	\$3,992,628	Within
I/S WV 100 & DENTS RUN IMPROVEMENT	WV100	\$150,000	Within
COOPERS ROCK PIPE (GARVEE 2)	I068	\$400,000	Not mapped
AIRPORT EXIT BR (GARVEE 2)	CO857	\$6,300,000	Partly within
MILEGROUND - AIRPORT RD (GO BOND)	US119	\$14,000,000	Within
WANA - BLACKSVILLE	WV007	\$350,000	Not mapped
BOYERS AVE / US 19 IMPROVEMENTS	US019	\$5,000	Within
	US019	\$1,000	
	US019	\$577,000	
BEECHURST AVE @ 6TH (GO BOND 4)	US019	\$500,000	Within
	US019	\$3,000,000	
	US019	\$8,000,000	
MONONGALIA BLVD - STEWARTSTOWN RD	WV705	\$2,607,917	Within
MYLAN PARK BRIDGE APPROACH	I079	\$100,000	Partly within
	I079	\$1,000,000	
DECKERS CREEK TRAIL UNDERCUT REPAIR	NA	\$98,269	Within
DECKERS CREEK TRAIL RESURFACING	NA999	\$80,000	Within

PROJECT NAME	ROUTE	TOTAL PHASE \$ AMOUNT	Relation with EJ Block Groups
FOUNDRY ST LINKAGE TRAIL	NA	\$30,320	Within
COLLINS FERRY CONNECTOR T	NA	\$56,000	Within
DECKERS CRK TRAIL REPAIR	NA	\$249,577	Not mapped
NORTH CENTRAL RAIL TRAIL MAP UPDATE	NA999	\$26,000	Not mapped
DECKERS CREEK LANDSLIDE R	NA999	\$45,000	
BOPARC TRAIL EQUIPMENT	NA999	\$18,000	Not mapped
VAN VOORHIS RD	CO067/01	\$2,400,000	Within
VAN VOORHIS RD (GO BOND 4)	CO059	\$600,000	Within
	CO059	\$5,000,000	
	CO059	\$11,000,000	
GOSHEN RD & SMITHTOWN RD I/S	CO073	\$1,631,977	Within
WEST RUN ROAD (GO BOND 4)	CO067/01	\$750,000	Partly Within
	CO067/01	\$5,000,000	
	CO067/01	\$13,000,000	
COLLEGE AVE +3	CO019/22	\$155,000	Within
MORGANTOWN MULTIUSE PATH	NA999	\$125,000	Within
	NA999	\$375,000	
WALNUT ST STREETScape 2012	NA	\$297,500	Within
MORGANTOWN BICYCLE SIGNAGE	NA999	\$120,000	Not mapped
STAR CITY TRAIL CONNECTOR	NA999	\$92,000	Within
MON RIVER RAIL TRL MNT EQ	NA	\$60,000	Not mapped
GREENBAG ROAD (GO BOND 4)	CO857	\$3,000,000	Within
	CO857	\$16,000,000	
PLEASANT ST STREETScape	NA	\$160,000	Within
BROOKHAVEN ROAD IMPROVEMENTS	WV007	\$15,000	Not Within
	WV007	\$475,000	
WV 7 OP INTERCHANGE (AUTH AC PROJECT) (SPLIT FUNDED)	I-79	\$20,000,000	Partly Within
	I-79	\$5,000,000	
	I-79	\$5,000,000	
	I-79	\$20,000,000	
	I-79	\$5,000,000	
	I-79	\$20,000,000	



This page is intentionally left blank

VIII Previously Funded Ongoing Projects (2016-17)

MORGANTOWN MONONGALIA MPO TRANSPORTATION IMPROVEMENT PROGRAM FEDERAL HIGHWAY PROJECTS: Previously Funded Projects (2016-17)
Funds Obligated but projects not complete

PROJECT NAME	FFY	FUNDING OBLIGATION DATE	FUND TYPE	PHASE	ROUTE	TYPE OF WORK	STATE PROJECT NUMBER	FEDERAL PROJECT NUMBER	FEDERAL DOLLAR AMOUNT	TOTAL PHASE \$ AMOUNT
KLONDIKE HILL (ACC)	2016	11/16/2015	STP	CON	CO015	RESURFACE	S3311500000	ACST0015103D	\$157,200	\$196,500
STAR CITY-MORGANTOWN	2017	8/1/2017	STP	CON	CO055	RESURFACE	S3315504000	ACST0055040D	\$55,914	\$69,893
COLLINS FERRY	2017	8/1/2017	STP	CON	CO057	RESURFACE	S3315700100	ACST0057017D	\$52,846	\$66,058
MORGANTOWN MARYLAND LIGHTING	2017	9/26/2017	HSIP	CON	I068	INSTALL LIGHTING ; DMS MD ST LN	U3316813600	HSIP0068175D	\$3,738,385	\$3,738,385
PATTESON DRIVE LIGHTING	2016	3/11/2016	HSIP	ROW	WV705	INSTALL ROADWAY	U33170500000	HSIP0705016D	\$45,000	\$50,000
MORGANTOWN I-68 WB HFST	2017	8/23/2017	HSIP	CON	I068	HFST	U3316804700	HSIP2017095D	\$216,526	\$240,584
ARNETTSVILLE ARCH BR	2017	9/28/2017	OTHER	CON	US019	REPLACE BR	S3311906700	NFA2117028D	\$0	\$1,867,000
BLUE HORIZON DR - PA ST LN (GARVEE)	2017	9/28/2017	OTHER	CON	I079	FULL DEPTH PCC/WARRANTY	S331791155000	NFA2117035	\$0	\$16,600,000
BLACKVILLE - PENTRESS RD	2017	8/7/2017	NHPP	CON	WV007	RESURFACE	S3317118800	NHPP0007293D	\$484,264	\$605,330
WHITEDAY CK BR NB O/L + 1	2017	3/8/2017	NHPP	ENG	I079	LMC OVERLAY	S331791423700	NHPP0793261D	\$9,000	\$10,000
CRPL THOMAS BENNETT MEM BR	2017	9/7/2017	NHPP	ENG	I079	6 YR BR INSPECT	T631791494100	NHPP0793268D	\$517,500	\$575,000
WESTOVER PARK LOOP 2012	2017	9/4/2017	NRT	CON	NA	CONST TRAIL	U331WESTO100	NRT2012702D	\$28,800	\$36,000
COLLINS FERRY CONNECTOR T	2017	9/21/2017	NRT	ENG	NA999	CONST TRL	U331COLLI100	NRT2014220DTC	\$19,000	\$23,750
DECKERS CRK TRAIL REPAIR	2017	7/14/2017	NRT	ENG	NA999	REPAIR TRL	U331DECKE400	NRT2014222D	\$65,000	\$81,250
MON RIVER WATER TRAIL MAP	2017	9/5/2017	NRT	ENG	NA999	DEVELOPMENT & PRINTING TRAIL MAP	T631MONRV100	NRT2015250D	\$6,000	\$7,500
VAN VOORHIS RD +1	2017	8/7/2017	STP	CON	CO059	RESURFACE	S3315904200	STP0059009D	\$197,339	\$246,674
MAIDSVILLE RD	2017	8/7/2017	STP	CON	WV100	RESURFACE	S33110039300	STP0100156D	\$331,360	\$414,200
MILEGROUND - AIRPORT RD	2016	12/10/2015	STP	ROW	US119	WIDEN US 119, CHEAT DR TO DONNA AVE	U331119160003	STP0119384D	\$15,200,000	\$19,000,000
GREENBAG ROAD (GO BOND 4)	2017	7/25/2017	STP	ENG	CO857	IMPROVE I/S &	U33185706700	STP0857019D	\$800,000	\$1,000,000
MORGANTOWN DECKERS CREEK PEDESTRIAN BRIDGE 2013	2017	8/24/2017	OTHER	CON	NA	CONST PED BR, TRAIL	U331MOPED100	TEA2014142D	\$192,671	\$240,839

IX Certification

IX Metropolitan Transportation Planning Process Certification

In accordance with 23 CFR 450 334, the West Virginia Department of Transportation and the Morgantown Monongalia Metropolitan Planning Organization, hereby certify that the transportation planning process is addressing the major issues in accordance with all applicable requirements of:

- I. 23 USC 134 49 5303 and this subpart, in non-attainment and maintenance areas, sections 174 and 176 (c) and (d) of the Clean Air Act as amended (42 USC 7504, 7506, c, (d), and 40 CFR part 93,
- II. Title VI of the Civil Rights Act of 1964 as amended (42 USC 2000d-1) and 49 CFR part 21
- III. 49 USC 5332 prohibiting discrimination on the basis of race, color, creed, national origin, or age in employment or business opportunity
- IV. Section 1101(b) of the SAFETEA-LU (Pub. L.109-59) and 49 CFR part 26 regarding the employment of disadvantaged businesses
- V. 23 CFR part 230, regarding the implementation of an equal opportunity program on Federal-aid highway construction projects
- VI. The provisions of the Americans with Disabilities Act of 1990 (42 USC 12101 et seq) and 49 CFR parts 27, 37 and 38
- VII. The Older Americans Act as amended ((42 USC 6101) prohibiting discrimination on the basis of age in programs or activities receiving Federal Financial Assistance
- VIII. Section 324 of title 23 USX regarding the prohibition of discrimination based on gender
- IX. Section 504 of the Rehabilitation Act of 1973 (29 USC 794) and 49 CFR part 27 regarding discrimination against individuals with disabilities

Morgantown Monongalia MPO

West Virginia Department of Transportation

Signed_____

Signed_____

Title_____

Title _____

Date_____

Date_____

X List of Projects completed the Last Five Years

MORGANTOWN MONONGALIA MPO TRANSPORTATION IMPROVEMENT PROGRAM FEDERAL HIGHWAY PROJECTS COMPLETED OVER THE LAST 5 YEARS

ROUTE	PROJECT NAME	TYPE OF PROJECT	FY COMPLETED	LENGTH IN MILES	PHASE(S)	FEDERAL PROGRAM	FED PROJ NUMBER	TOTAL PROJECT COST
WV 7	SABRATON PARK AND RIDE	EXP PK & RIDE ADD LIGHT	2012-2013		CON	CMAQ	CMAQ-0792(174)D	647000
WV 7	BLACKSVILLE ROAD	RESURFACING	2012-2013	2.6	CON	NH	NH-0007(241)D	1099000
US 19	I/S DENTS RUN/COMMERCE DR/US19	RENEW SIGNAL	2012-2013		CP,CON	HSIP	HSIP0019(316)D	314000
CO 53	FORT MARTIN ROAD	CIP RECYCLE/DRAINAGE	2012-2013	1.67	CON	STP	STP-0053(010)D	1175000
CO 64/3	CARNEGIE AVE BRIDGE	OVERLAY	2014-2015		CON	STP	STP-0643(002)D	159000
I-68	SIGNING	RENEW SIGNS	2014-2015		CP,CON	NHG	NHG-0068(133)D	1773000
I-68/I-79	UFFINGTON BRIDGE	REPLACE JOINTS	2013-2014	0.56	CON	NHS	NHHS-0793(237)D	574000
Various Locations	BOPARC EQUIPMENT	ACQUISITION	2013-2014			NRT	NRT-2009(069)D	41000
MON RIVER TRAILS	VAN VOORHIS TRAILHEAD	EQUIPMENT PURCHASE	2014-2015		CON	NRT	NRT-2011(040)D	151000
STAR CITY	CO 55-STAFFORD ST	SW/LIGHTING/LANDSC	2012-2013		CON	TE	TEA-OH22(001)D	178000
US 119	HIGH ST INT IMPROVE KIRK&FOUNDRY	CON	2014-2015		CON	TEA	TEA-0L22(001)D	438000
US 119	FROM 119/19 TO CR77	RESURFACING	2014-2015	2.42	CON	STP	STP 0019(380)D	935000
US 119	MORGANTOWN ROAD	.51MN I-68 TO .32 MN BR	2014-2015	2	CON	NHS	NHS-0119(390)D	1332000
US 119	STEWARTTOWN RD-705-705/119	RECON IS WV705/119	2013-2014		CON/RW	STP	STP-0119(370)D	11666000
CO 19/13	GLADESVILLE RD 119/13-CR 85	COLD IN PLACE RECYCLE	2014-2015	1.18	CON	STP	STP1913(001)D	537000
I-68	MP0-MD STATELINE	PAVEMENT MARKING	2013-2014	32.06	CON	HSIP	HSIP-0068(152)DTC	2408000
MON RIVER TRAILS	PURCHASE DUMP TRUCK		2013-2014			NRT	NRT-2012(694)D	79000
CO 857	REPLACE DECKERS CR BRIDGE	BRIDGE REPLACEMENT	2013-2014		CP/CON	BR	ACBR-0857(014)D	550000
WV 7	RESURFACE CR7/4 TI ME CR 11	RESURFACING	2016-2017	2.09	CON	ACNH	ACNH007(277)D	250000
A	CR5 TO MP 10.32	INSTALL GUARDRAIL	2016-2017	3.5	CON	HSIP	HSIP-007(277)D	379000
WV 7	CR41 TO JUNCTURE CR 43	RESURFACING	2017-2018	2.11	CON	NHP	NHPP-0007(292)D	371000
WV 7	JUNCTURE CR43 TO US 19	RESURFACING	2016-2017	1.89	CON	NHP	NHPP-0007(283)D	315000
WV 7	CASSVILLE ARCH BRIDGE	REPLACE BRIDGE	2015-2016		CON	NHP	NHPP-0007(196)D	1105000
US 19	BEECHURST CR19/22-.82MN CR19/22	RESURFACING	2015-2016	0.7	CON	NHP	ACHP-0019(426)D	619000
US 19	US 19 AT CR19/24	INTERSECTION IMPROVE	2015-2016	0.08	CON	CMAQ	CMAQ-0019(404)D	1212000
US 19	JUNCTION CR19/12 TO WV7	RESURFACING	2015-2016	1.42	CON	NHP	NHPP-0019(416)D	410000
US 19	US 19 AT WV 7	DESIGN STUDY	2016-2017	0	STUDY	CMAQ	CMAQ-0019(407)D	50000
CO19/19 DUPONT RD	.17 MN CO 45	SLIDE REPAIR	2013-2014	0	CON	STP	STP1919(003)D	2528000
CO 41 INDIAN CR	CR37/5 TO WV7	RESURFACING	2012-2013	9.27	CON	STP	ACST-0041(079)D	118000
CO45 RIVER RD	CR40 TO .01ME CR 45/8	RESURFACING	2015-2016	1.51	CON	STP	ACST-0045(070)D	224000
CO45 RIVER RD	MP11.46 TO CR45	SLIDE REPAIR	2016-2017	0.1	CON	STP	STP-0045(0074)D	1046000
CO 55 UNIV AVE	I/S UNIV AVE AND COLLINS FERRY	DESIGN STUDY	2017-2018	0	STUDY	CMAQ	CMAQ-0055(038)D	50000
CO59 VAN VOORHIS	WV705 TO CO 67/1	RESURFACING/GUTTER	2017-2018	0.94	ROW	STP	STP-0059(005)D	1100000
CO 67 S. PIERPONT RD	CR 68/7 TO CR 857	RESURFACING	2014-2015	1.55	CON	ACST	ACST-0067(007)D	306000
CO 67 PIERPONT RD	WV 705 TO DEAD END	RESURFACING	2013-2014	0.93	CON	ACST	ACST-0067(006)D	136000
CR 67/1 WEST RUN	JCT 67/1 TO JCT US119	THIN OVERLAY	2016-2017	1.23	CON	ACST	ACST-0671(007)D	129000
I-68	I-79 TO SABRATON	RESURFACING	2017-2018	4.18	CON	NHP	NHPP-0068(165)D	3272000
I-68/I-79	INTERCHANGE	LIGHTING	2014-2015	0.4	CON PLN	HSIP	HSIP-0068(154)D	53000
I-68	JCT WV7 AND CO857	RESURFACING	2012-2013	3.02	CON	HSIP	HSIP-0068(150)D	1801000
I-68	PIERPONT RD INT MOD	SIGNAL/LANE MOD	2015-2016		CON PLN	NHP	NHPP0068(171)D	10000
CO73 SMITHTOWN RD	MP 4.3 TO MP 5.96	THIN OVERLAY	2015-2016	1.66	CON	ACST	ACST-0073(082)D	166000
CO73 SMITHTOWN RD	CR 73/5 TO .03 N CR 73/7	RESURFACING	2016-2017	1.69	CON	STP	STP-0073(073)D	265000
CO73 UFFINGTON	.05 MN 73/7 TO .08 MS US 119	RESURFACING	2017-2018	1.53	CON	STP	STP-0073(087)D	492000
I-79	WHITE DAY CR TO GOSHEN RD	RESURFACING	2015-2016	3.19	CON	NHPP	NHPP0793(247)D	2663000
I-79	GOSHEN RD TO UFFINGTON	RESURFACING	2015-2016	3.73	CON	NHPP	NHPP0793(251)D	2931000
I-79	CORP T BENNET BRIDGE	INSPECTION	2014-2015	0	INS	BR-NBIS	BR-NBIS(389)D	528000
I-79	NEW INTERCHANGE W/CO46/7	CON PLN	2015-2016	1.1	CON PLN	NHPP	NHPP-0793(240)	1722000
CO81 DORSEY AVE	CR 857 TO .14 MS MORG CTY LIMIT	RESURFACING	2014-2015	0.71	ASCT	CON	ACST-0081(027)D	86000
CO88/1	MONFAYETTE PK AND RIDE	CONSTRUCT PK AND RIDE	2015-2016	1.05	CMAQ	CON	CMAQ0881(003)D	717000
WV 705/WV 719	VARIOUS LOCATIONS	INSTALL ACS LITE SIGNALS	2017-2018		CMAQ	CON	CMAQ-0705(014)D	2476000
COOPERS ROCK	STATE FOREST	CONSTRUCT TRAIL HEAD	2015-2016	0	NRT	CON	NRT-2011(693)	14000
WV 100	GRANVILLE MAIN ST	SIDEWALK	2014-2015	0	TEA	CON	TEA-0L22(001)D	324000
DUNKARD AVE	RICHMOND TO WESTERN	SIDEWALK	2016-2017	0	TEA	CON	TEA-0L22(001)D	322000
WESTOVER DUNKARD	DUNKARD/SCHELY/COLUMBUS STS	SIDEWALK	2017-2018	0	TEA	CON	TEA-2012(637)D	600000
HARTMAN RUN RD	CO857/HARTMAN RUN	BRIDGE REPLACEMENT	2014-2015	0	BR	CON	BR-2000(024)D	3598000
WV 100	1.98 MN US19 TO 1.99MN US19	SLIDE REPAIR	2017-2018	0.1	STP	CON	STP0100(154)D	263000
WV100 BOWLBY RD	CR19/7 TO US 19	RESURFACING	2016-2017	1.89	STP	CON	STP0100(155)D	315000
US119	CO LINE TO MP 1.15	RESURFACING	2015-2016	1.15	ACST	CON	ACST-0119(424)D	126000
US119 HIGH ST	KIRK ST TO FOUNDRY	SW, LIGHTING	2014-2015	0.26	TEA	CON	TEA-0L22(001)D	438000
US 119	CR83 TO CR 119/9	RESURFACING	2014-2015	2.64	ACST	CON	ACST0119(409)D	603000
US 119	CR119/9 TO CR 77	RESURFACING	2013-2014	2.42	STP	CON	STP0119(380)D	874000
US 119	CR 77 TO .18 MS CR 76	RESURFACING	2015-2016	2.01	STP	CON	STP0119(407)D	313000
US 119	.51 MN I-68 O/P .32 MN BRIDGE	RESURFACING	2014-2015	2	NHHS	CON	NHHS0119(390)D	1208000
US 119	STEWARTTOWN TO WV 705	WIDEN CONST RDABOUT	2012-2013	0.94	STP	CON	STP0119(370)D	5614000
US 119	CR 67 TO CR 80	RESURFACING	2016-2017	1.4	STP	CON	STP119(431)D	254000
US119	CR 60 TO PA LINE	RESURFACING	2016-2017	2.61	STP	CON	STP0119(430)D	527000
US 119/3 GLADESVILLE	CR85 TO PRESTON LINE	COLD IN PLACE RECYCLE	2014-2015	1.18	STP	CON	STP1913(001)d	512000
CO 857	CO 857/CR67 INT	CONST TURN LANE	2015-2016	0.15	STP	CON	STP857(018)D	410000
CO 857	CR 67 TO ICES FERRY BRIDGE	MICROSEAL	2017-2018	2.19	STP	CON	STP857(022)D	294000

This page is intentionally left blank



Transportation Improvement Program

FY 2019-FY 2023

Morgantown Monongalia Metropolitan Planning Organization

243 High Street Room 110

Morgantown WV

www.plantgether.org



RESOLUTION 2018-5-17-1

**MORGANTOWN MONONGALIA METROPOLITAN PLANNING ORGANIZATION
REVISION OF THE FY2013-2017 TRANSPORTATION IMPROVEMENT PROGRAM (TIP)**

WHEREAS, the Morgantown Monongalia Metropolitan Planning Organization (MPO) is required to update the Transportation Improvement Program (TIP) in a timely manner in accordance with 23 CFR 450; and

WHEREAS, the MPO has submitted a draft of the TIP for a forty-five (45) day public review period in accordance with the MPO's Public Involvement Policy; and


Whereas, the MPO's Committees have reviewed the draft Transportation Improvement Program and recommended that the Policy Board approve the document as submitted;

NOW THEREFORE BE IT RESOLVED: that the MPO adopt the FY2018-2024 Transportation Improvement Program.

ADOPTED, this 17th day of May 2018, at a regular meeting of the Morgantown Monongalia Metropolitan Planning Organization.

ATTEST:

Michael Kelly
Chairman


J. William B. Austin
Secretary to the Board

METROPOLITAN TRANSPORTATION PLANNING PROCESS CERTIFICATION

WHEREAS the USDOT Fixing America's Surface Transportation Act (FAST Act) legislation requires the Metropolitan Planning Organization (MPO) to certify that its transportation planning process is in conformance with regulations; in accordance with 23 CFR 450.220, the West Virginia Department of Transportation and Morgantown Monongalia Transportation Planning Organization dba as the Morgantown Monongalia Metropolitan Planning Organization, the Metropolitan Planning Organization for the Morgantown urbanized area, hereby certify that that the transportation planning process is addressing the major issues in the metropolitan planning area and is being conducted in accordance with all applicable requirements of:

- I. 23 U.S.C. 134 and 135, 49 U.S.C. 5303 and 5304, , 23 CFR Part 450 and this subpart;
- II. In nonattainment and maintenance areas, sections 174 and 176 (c) and (d) of the Clean Air Act, as amended (42 U.S.C. 7504, 7506 (c) and (d)) and 40 CFR part 93;
- III. Title VI of the Civil Rights Act of 1964, as amended (42 U.S.C. 2000d-1) and 49 CFR part 21;
- IV. 49 U.S.C. 5332, prohibiting discrimination on the basis of race, color, creed, national origin, sex, or age in employment or business opportunity;
- V. Section 1101(b) of the FAST Act (Pub. L. 114-357) and 49 CFR part 26 regarding the involvement of disadvantaged business enterprises in USDOT funded projects;
- VI. 23 CFR part 230, regarding the implementation of an equal employment opportunity program on Federal and Federal-aid highway construction contracts;
- VII. The provisions of the Americans with Disabilities Act of 1990 (42 U.S.C. 12101 *et seq.*) and 49 CFR parts 27, 37, and 38;
- VIII. The Older Americans Act, as amended (42 U.S.C. 6101), prohibiting discrimination on the basis of age in programs or activities receiving Federal financial assistance;
- IX. Section 324 of title 23 U.S.C. regarding the prohibition of discrimination based on gender; and
- X. Section 504 of the Rehabilitation Act of 1973 (29 U.S.C. 794) and 49 CFR part 27 regarding discrimination against individuals with disabilities.

Morgantown Monongalia MPO

Michael Z Kelly
Signature

Chairman
Title

2-13-18
Date

West Virginia Department of Transportation

Robert Huntington
Signature Deputy State Highway Engineer

Planning & Programming
Title

3-20-18
Date

Will R. Kent
Signature

Executive Director
Title

2/13/18
Date