



243 High Street Room 026
Morgantown, WV 26505
(304) 291-9571
www.plantgether.org

Agenda

Policy Board Agenda
Monongalia County Board of Education
1751 Earl Core Road
Morgantown WV
October 19, 2023

6:00 PM

1. Call To Order
2. Public Comment
3. Approval of Minutes
4. Committee Reports
 - a. Citizens Advisory Committee
 - b. Finance Report
 - c. Executive Directors Report
5. Transportation Improvement Program Amendments
6. Suballocated Funds Project Applications
7. Draft Transportation Improvement Program
8. Other Business
9. Meeting Adjournment



243 High Street Rm. 026
Morgantown, WV 26505
(304) 291-9571
www.planttogether.org

Memorandum

Date: October 12, 2023
To: Policy Board Members
From: Bill Austin, AICP
Subject: October 12, 2023 Policy Board Meeting Agenda Items

This memorandum is to inform you of the items under consideration in the October 2023 Policy Board Agenda.

-TIP Amendments and Adjustments-The West Virginia Department of Transportation-Division of Highways has requested the following TIP Amendments:

TIP AMENDMENT FY 2023-2024

ADD

MORGANTOWN INDUSTRIAL PARK ACCESS ROAD

Federal ID: STBG2023312D. Engineering. FY2023. Construction New Road & Bridge. Federal Funds: \$3,720,000; Total funds: \$4,650,000. Obligation Date: 10/28/2023.

Federal ID: STBG2023313D. Right of Way. FY2024. Construction New Road & Bridge. Federal Funds: \$6,400,000; total funds: \$8,000,000. Obligation Date: 10/28/2023.

Federal ID: STBG2024025D. Construction. FY2024. Construction New Road & Bridge. Federal Funds: \$57,600,000; total funds: \$72,000,000. Obligation Date: 2/28/2024.

MODIFY

STAR CITY INTERCHANGE IMPROVEMENT (I-79 Exit 155).

-Federal ID: NHPP0079156D, Construction. FY2028. Reconstruct interchange. Federal Funds: \$59,400,000, total funds: \$66,000,000. Action: Move to FFY 2029, changing to federal funded projects with \$59,400,000 federal funds.

The TTAC recommended the approval of the Amendments and the modification. The CAC recommended the approval of the modification. and the Engineering and Right of Way phases for the Bridge TIP Amendment. The CAC recommended reconsideration of the Construction phase of the bridge project due to uncertainty about the environmental and other impacts of the project along with wanting more information on the alternatives impact on traffic given the status of the Harmony Grove Interchange.

-Suballocated Funds Project Applications-The MMMPO has approximately \$1.8 million dollars in suballocated STBG and Carbon Reduction Programs funds available to program projects in our area. Please find enclosed with the Agenda a memorandum identifying the project applications submitted for these funds as well as staff's recommendation concerning these

projects. The TTAC and CAC both recommended approval of Staff's recommendation that the City of Westover's application for sidewalk on Fairmont Road be funded in the amount of \$400,000. The City of Westover has agreed to provide the \$100,000 match for the project and they have coordinated with WVDOH on the project.

MPO Staff recommended approval of the City of Morgantown's request for \$500,000 in funding for the design of the proposed bridge over Don Knott's Boulevard pending coordination with WVDOH. Similarly, Staff also recommended funding the Mon River Trail Conservancy's request for approximately \$128,000 in funding for three RRFB's at locations where the Deckers Creek Trail crosses roadways pending coordination with WVDOH. The TTAC and CAC concurred with Staff's recommendation for these projects. Staff has facilitated the coordination of Westover's and MRTC's applications with WVDOH in recent discussions with WVDOH Traffic Engineering Staff in Charleston.

-Draft Transportation Improvement Program-It has been approximately two years since the MPO has adopted a new TIP. Please find attached with the agenda a draft TIP for the Policy Board's review. This document had been released for public comment. We anticipate that the Policy Board will adopt the new TIP at the November meeting. This is not an action item.



POLICY BOARD MEETING

Monongalia Board of Education
1751 Earl L. Core Road. Morgantown. WV. 26505

August 17th, 2023, 6 PM

Members Present:

Chairman Mike Kelly – Board of Education, Dave Harshbarger (representing Joe Abu-Ghannam) - City of Morgantown, Tom Bloom - Monongalia County, Jeffrey Arnett – Monongalia County, Steve Blinco – Star City, Maria Smith – Mountain Line Transit Authority, Mayor Bob Lucci – City of Westover, Ron Justice – West Virginia University, Bill Kawecki – City of Morgantown, Delegate Joe Statler – Blacksville, Sean Sikora – Monongalia County, Mayor Jennifer Selin – City of Morgantown, Brian Carr – WVDOH, Mayor Patricia Lewis-Granville

Others Present: Senator Mike Oliverio, MaryAnn Folz, Robert Shroyer, Jason Foster, Christiaan Abildso, Members of the Public.

MPO Director: Bill Austin, AICP

1. Call to Order

With a quorum present, Chairman Kelly called the meeting of the Morgantown Monongalia Metropolitan Planning Organization (MMMPO) Policy Board to order at 6:00 PM.

2. Public Comment

Senator Mike Oliverio voiced his support for the project to build a southern bridge, as opening access to the Industrial Park is beneficial to the community.

MaryAnn Folz stated she is 100% supportive of everything occurring in the Industrial Park. She thinks if this bridge is built, to not complete the Harmony Grove project. Do one or the other. Possibly wait until economic benefits of southern bridge, then build the Harmony Grove interchange. Prefers Grafton Rd. alternative. Need to be aware of those living on Scott Avenue, and not impact that community.

Robert Shroyer is a project manager for JWCS representing and managing Jehovah's Witnesses construction locations. One of their properties may be affected by the bridge, how the connection may affect their location on Smithtown Road (379 Smithtown Rd, Morgantown, WV 26508).

3. Approval of Minutes

Mr. Justice moved to approve the minutes as presented; seconded by Mr. Kawecki. With no discussion, the motion passed unanimously.

4. Committee Reports

a. Citizens Advisory Committee (CAC)

Christiaan Abildso spoke on behalf of the CAC. The CAC recommended moving Southern Bridge to Tier Two of the MPO Priority List by a vote of 4 to 1, and recommended Alternative 3 to the Policy Board. Four (4) members voted for the alternative and one (1) member abstained. He mentioned a letter from the MRTC he presented to the CAC, opposing the bridge construction. Mr. Austin noted this had been shared with the Policy Board.

b. Finance Committee

Balance at the beginning of June was \$98,225.83. There was one deposit of \$18,464.28. 21 disbursements totaling \$24,378.89. Ended June with \$92,311.22. July had 4 deposits totaling \$74,583.33. 18 disbursements totaling \$127,418, and ended with \$39,475.87.

Mr. Statler moved to approve the Finance Report as presented; seconded by Commissioner Bloom. With no discussion, the motion passed unanimously.

c. Executive Director

Mr. Austin reported that the auditor review committee reviewed 2 proposals, scored, and choose BHM for their upcoming three years of audit reports. He also announced on September 6th, there will be a Vulnerable Road Users meeting at Mountain Line, organized by WVDOH. There is also a survey for this Study the public can take. The MMMPO was successful in the application for the Marine Highway Designation. The Monongahela River has been designated as part of M-79 by the USDOT.

Mr. Austin also noted that The MMMPO is proud to announce that Jing Zhang has joined the Advisory Committee on Transportation Equity for the U.S. Department of Transportation. He is looking forward to working with Secretary Pete Buttigieg to advance civil rights and expand access to jobs and economic opportunities in transportation for all.

WVDOH will be reaching out to consultants for the Greenbag Rd project soon.

Mr. Austin wanted to note that the MPO issued a check in the amount of \$100,000 to WVDOH for the match for the Downtown Microsimulation Study. Due to several issues and after discussion with WVDOH it was determined that the MPO could accomplish a contract with the selected consultant more quickly than WVDOH could by utilizing the MPO's On Call consultant contract. We therefore stopped payment on the check which is reflected in the July Finance Report.

Mayor Selin wanted to recognize those who helped with the Marine Highway Designation.

5. Transportation Improvement Program Amendment

Mr. Austin notes that MPO staff is requesting that the Policy Board amend the TIP to include suballocated STBG funding for the Downtown Microsimulation Study Scope of Work. The TTAC and CAC previously reviewed the scope of work for this project and the participating entities have provided the match necessary for the project. The details of the proposed TIP Amendment are below:

Downtown Morgantown Microsimulation Study Project: Number STBG2023315D Surface Transportation Block Grant (STBG) funds suballocated to the MMMPO \$500,000-Federal Funds \$400,000 Local funds \$100,000.

The TTAC and the CAC unanimously recommended approval of the TIP Amendment to the MPO Policy Board.

Mr. Justice moved to approve the Transportation Improvement Program Amendment as presented; seconded by Mayor Selin. With no discussion, the motion passed unanimously.

6. Metropolitan Transportation Plan Amendment

Mr. Austin informed the Policy Board about a proposal from the WVDOH Division of Highways (WVDOH) for the construction of a new bridge across the Monongahela River in the vicinity of and to connect to the roadway network of the Morgantown Industrial Park (MIP). According to WVDOH, this proposed bridge would be constructed in addition to the Harmony Grove Interchange. The primary purpose of the bridge is to provide a new employer, Mountaintop Beverage with access to I-79 as quickly as possible. The DOH provided three (3) alternatives, which was narrowed down to two (2), provided in the agenda packet.

The TTAC unanimously recommended approval of moving the Southern Bridge to Tier Two of the MPO's Priority List. The CAC recommended moving Southern Bridge to Tier Two of the MPO Priority List by a vote of 4 to 1. The TTAC did not express a preference for either alternative location for the proposed bridge. The CAC recommended Alternative 3 to the Policy Board. Four (4) members voted for the alternative and one (1) member abstained.

Mr. Justice moved to approve the Metropolitan Transportation Plan Amendment, choosing Alternative Three (3); seconded by Mayor Selin.

Commissioner Bloom asked where the exact locations will be for the bridge, raising concern for 73.

Jason Foster, from WVDOH, clarified where the location will be, but there may be changes as engineering goes from preliminary to final. Mr. Austin also clarified that funding sources have not been identified at this point.

With no further discussion, the motion passed unanimously.

7. Other Business

Mayor Selin asked about WV 7 paving, and the timeline attached to it. Mr. Justice said it was in next construction season's budget and timeline. There are concerns about accommodating heavy weight loads. Mr. Justice suggested that Mr. Austin could send information and support to DOH to help move project along. Next paving season, all of Brockway will be paved in problem areas. Mayor Selin mentioned concrete should be the paving material instead of asphalt.

Commissioner Bloom asked about paving Holland Ave sooner. Mayor Lucci said Holland Ave is not part of the current paving project, but could occur afterwards.

Mr. Austin mentioned that City of Morgantown and Westover are expected to be applying for suballocated funds.

Mr. Statler mentioned concern about the trucks on sidewalks on Brockway Avenue.

8. Meeting Adjournment

The meeting adjourned at 6:45 PM.

Morgantown - Mon County Trans. Planning Org.
 Checking Account
 As of August 31, 2023

2:51 PM
 09/18/2023
 Actual Base

Type	Date	Num	Name	Memo	Class	CF	Split	Amount	Balance
Centra-Checking (voucher checks)									39,475.87
Check	08/04/2023		Centra	Stop Pay fee on WVDOH Check		√	Bank Service Charges (Bank Ser	-36.00	39,439.87
General	08/07/2023	16RRF	WVDOH	Reverse of GJE 16RRRRR -- For CHK 9566 vc		√	STBG Match (Match required for	100,000.00	139,439.87
Deposit	08/10/2023		Monongalia County	J Peate reimbursement		√	Salary	2,617.06	142,056.93
Deposit	08/15/2023		Morgantwon Area Partnership	Deposit Downtown Study		√	Match for Grant (This category is	12,500.00	154,556.93
Check	08/15/2023	9568	Public Employees Insurance Agency			√	Salary	-3,488.32	151,068.61
Check	08/15/2023	9569	Dominion Post			√	Public Notices	-78.30	150,990.31
Check	08/15/2023	9570	Dominion Post			√	Public Notices	-66.14	150,924.17
Check	08/15/2023	9571	Service Plus			√	Accounting (Accounting Fees)	-267.00	150,657.17
Check	08/15/2023	6144	Jing Zhang	Electronic Transfer		√	Salary	-1,650.80	149,006.37
Check	08/15/2023	6145	Jacqueline G. Peate	Electronic Transfer		√	Salary	-1,713.77	147,292.60
Check	08/15/2023	6147	J. William B. Austin	Electronic Transfer		√	Salary	-2,796.15	144,496.45
Check	08/15/2023	6148	ICMA. Retirement Corp			√	Salary	-2,158.69	142,337.76
Check	08/15/2023	941	IRS	Electronic Transfer		√	Salary	-1,953.20	140,384.56
Deposit	08/23/2023		WVDOH	Deposit July 2023		√	PL Funds (Funds)	22,341.26	162,725.82
Deposit	08/24/2023		WVDOH	Deposit June 2023		√	Grants (Grants)	19,683.23	182,409.05
Check	08/30/2023	9572	Centra Bank - Mastercard				Computer Software	-154.67	182,254.38
Check	08/30/2023	9573	Fringe Benefits Management Company				Salary	-386.92	181,867.46
Check	08/30/2023	9574	West TV	Policy Board Broadcast			Public Notices	-200.00	181,667.46
Check	08/30/2023	9575	WV BRIM				Administrative Overhead	-1,755.00	179,912.46
Check	08/30/2023	9576	WVAMPO	WVAMPO and AMPO Dues			Professional Fees (Professional f	-875.00	179,037.46
Check	08/30/2023	6149	Jing Zhang	Electronic Transfer		√	Salary	-1,650.80	177,386.66
Check	08/30/2023	6150	Jacqueline G. Peate	Electronic Transfer		√	Salary	-1,713.77	175,672.89
Check	08/30/2023	6151	J. William B. Austin	Electronic Transfer		√	Salary	-2,792.95	172,879.94
Check	08/30/2023	6152	ICMA. Retirement Corp				Salary	-2,158.69	170,721.25
Check	08/30/2023	941	IRS	Electronic Transfer			Salary	-1,952.68	168,768.57
Check	08/30/2023	083021	WV Dept of Tax and Revenue	Electronic Transfer			Salary	-446.00	168,322.57

Total Centra-Checking (voucher checks)
TOTAL

Morgantown - Mon County Trans. Planning Org.
 Checking Account
 As of September 30, 2023

9:57 AM
 10/09/2023
 Accrual Basis

Type	Date	Num	Name	Memo	Clr	Split	Amount	Balance
Centra-Checking (voucher checks)								168,322.57
Deposit	09/07/2023		Monongalia County	JP Reimbursement		Salary	2,617.06	170,939.63
Check	09/15/2023	9577	Public Employees Insurance Ag.			Salary	-3,287.16	167,652.47
Check	09/15/2023	9578	Service Plus			Accounting (Accounti	-133.50	167,518.97
Check	09/15/2023	6153	Jing Zhang	Electronic Transfer		Salary	-1,650.79	165,868.18
Check	09/15/2023	6154	Jacqueline G. Peate	Electronic Transfer		Salary	-1,713.75	164,154.43
Check	09/15/2023	6155	J. William B. Austin	Electronic Transfer		Salary	-2,791.92	161,362.51
Check	09/15/2023	941	IRS	Electronic Transfer		Salary	-1,952.72	159,409.79
Check	09/15/2023	6156	ICMA. Retirement Corp			Salary	-2,158.69	157,251.10
Deposit	09/29/2023		WVDOH	Deposit		PL Funds (Funds)	22,918.61	180,169.71
Check	09/29/2023	6157	Jing Zhang	Electronic Transfer		Salary	-1,650.80	178,518.91
Check	09/29/2023	6158	Jacqueline G. Peate	Electronic Transfer		Salary	-1,713.77	176,805.14
Check	09/29/2023	6159	J. William B. Austin	Electronic Transfer		Salary	-2,789.55	174,015.59
Check	09/29/2023	6160	ICMA. Retirement Corp			Salary	-2,158.69	171,856.90
Check	09/29/2023	941	IRS	Electronic Transfer		Salary	-1,952.68	169,904.22
Check	09/29/2023	092923	WV Dept of Tax and Revenue	Electronic Transfer		Salary	-446.00	169,458.22
Check	09/30/2023	9579	Centra Bank - Mastercard	Software		Web Hosting	-363.64	169,094.58
Check	09/30/2023	9580	Fringe Benefits Management Co			Salary	-386.92	168,707.66
Total Centra-Checking (voucher checks)								168,707.66

TOTAL

Morgantown Monongalia Metropolitan Planning Organization



Transportation Improvement Program

FY 2024-FY 2028

**Morgantown Monongalia Metropolitan Planning Organization
243 High Street Room 110
Morgantown WV**

DRAFT

Table of Contents

I - Introduction

II - Metropolitan Planning Organization Committees

III - Glossary

**IV - List of Programmed and Ongoing Highway Projects and Map of Programmed Projects, and
Summary of MPO Metropolitan Transportation Plan Goals and Objectives**

V - Programmed Public Transportation Needs and Funding Stream

**VI - Analysis of Transportation Project Impact on Title VI and Environmental Justice
Communities**

VII - Certification

VIII - List of Projects Completed for the Last Five Years

I-Introduction

Transportation Improvement Program (TIP)

Purpose and Development

The Morgantown Monongalia Metropolitan Planning Organization (MMMPO) was established as the urban area's transportation planning agency in 2003 as required by Federal legislation for any urban area with a population over 50,000. The two primary responsibilities of the MMMPO are the development of the Urban Area's Metropolitan Transportation Plan with a minimum of a 20 year planning horizon and the oversight of the use of federal surface transportation funds within the planning area. The MMMPO is charged with ensuring that use of federal funds is consistent with the goals and objectives of the Metropolitan Transportation Plan. This document is the primary tool for that oversight.

In accordance with 23 CFR 450 subpart C the Morgantown Monongalia Metropolitan Planning Organization (MMMPO) is charged with developing the local Transportation Improvement Program (TIP) documenting the expenditure of Federal Funds on regionally significant transportation projects. Two primary purposes of the TIP are to monitor progress implementing the area's Metropolitan Transportation Plan (MTP), and to provide an opportunity for the area's stakeholders to comment on the expenditure of Federal Funds in the area. Federal regulation requires that the TIP be prepared as part of a continuous, cooperative, and comprehensive planning process, that includes an open public involvement process. This TIP includes a list of both public transportation and highway projects programmed for implementation by WVDOT, West Virginia University Personal Rapid Transit System, and Mountain Line Transit. In addition to currently scheduled projects the TIP includes a list of projects completed in the area over the last five years. This is consistent with the requirements of Federal legislation.

The TIP must also be fiscally constrained and be consistent with the area's Metropolitan Transportation Plan. To meet these requirements the MMMPO prepares the draft TIP in cooperation with the West Virginia Department of Transportation, Mountain Line Transit, West Virginia University, and other area institutions and stakeholders. The MPO also identifies how each project is consistent with the policies of the Metropolitan Transportation Plan.

The MPO relies on the State of West Virginia's ongoing budget analysis to ensure that the programmed projects are fiscally feasible in the short term. The list of currently programmed projects is the primary purpose for developing a TIP, it provides local decision makers with the opportunity to track progress in implementing the Metropolitan Transportation Plan and it provides the public with an opportunity to comment on how Federal funds are spent for transportation purposes. Given that the WVDOT is the primary funding agency for projects in the MPO area, the list of programmed projects has been prepared in cooperation with and reviewed by WVDOT to ensure that the list is financially constrained given the future year funding anticipated by WVDOT.

MAP 21 passed by Congress in 2012 and the FAST Act (Fixing America's Surface Transportation) of 2016 requires the States and Metropolitan Planning Organizations to establish performance measures to identify how transportation investments are meeting national goals. States are required to establish the goals for these performance measures and MPOs are to adopt

the State goals or establish their own goals within 180 days of the establishment of the State goals. Safety performance measures (PM1) set a 5-year performance target for vehicular crashes that result in serious, incapacitating injuries or fatalities. These measures evaluate the safety of the system for all users. Infrastructure Conditions performance measures (PM2) include both 2- and 4-year targets and assess the conditions of pavements and bridges along the National Highway System (NHS) that are in good or poor condition. Finally, Reliability performance measures (PM3) assess roadway reliability with regards to freight movement, congestion, and overall reliability. The MMMPO adopted new goals and objective in Metropolitan Transportation Plan as show in section V.

Public Involvement

Once the draft TIP is prepared it is submitted for review by the public during a thirty (30) day public comment period and by the MPO's Committees. The Technical Advisory Committee made up of technical staff from WVDOT and the area's municipalities, and the Citizens Advisory Committee which includes representatives of the general public as well as groups specifically interested in bicycle and pedestrian planning are the MPO Committee's charged with reviewing this document. The results of the Public and Committee comments are then provided to the MPO's Policy Board for their review prior to final adoption of the TIP.

II-2018 Morgantown Monongalia MPO Committee Membership

MPO Policy Board

Officials

Chairman Michael Kelley - Board of Education

Board Vice-Chairman Joe Statler - Blacksville, House of Delegate

Board Treasurer Mayor Patricia Lewis - Town of Granville

Secretary, Executive Director Bill Austin, AICP

Members (in alphabetical order)

Joe Abu-Ghannam, City of Morgantown City Council

Jeff Arnett, Monongalia County Commission

Steve Blinco, Recorder, Star City

Tom Bloom, Monongalia County Commission

Brian Carr, West Virginia Department of Transportation-Division of Highways

Ron Justice, West Virginia University

Bill Kawecki, City of Morgantown City Council

Bob Lucci, Mayor of Westover

Mayor Jenny Selin, City of Morgantown City Council

Sean Sikora, Monongalia County Commission

Maria Smith, Mountain Line Transit Authority

MPO Citizen's Advisory Committee

Christiaan Abildso (Chairman)

Heather Morgan

Matthew Cross

Kelli LaNeve

Matthew Ridgway

Chip Wamsley

Thomas Zeni

MPO Transportation Technical Advisory Committee

Bill Austin, Morgantown Monongalia MPO (Chairman)

Maria Smith, Mountain Line Transit

Kara Greathouse, Federal Highway Administration

Brian Carr, WV Division of Highway

Damien Davis, City of Morgantown

Rickie Yeager, City of Morgantown

Fouad Shoukry, WV Division of Highway

Latina Mayle, Town of Granville

Jeremy Evans, West Virginia University

Andrew Gast-Bray, Monongalia County

Emily Muzzarelli, City of Morgantown

Drew Gatlin, City of Morgantown

Michael Dougherty, Westover

Chelsea Beytas, Federal Transit Administration

Ted Svehlik, West Virginia University

III-Glossary Transportation Agencies

FHWA-Federal Highway Administration

FTA-Federal Transit Administration

WVDOT-West Virginia Department of Transportation

MPO-Morgantown Monongalia Metropolitan Planning Organization

Federal Funding Classifications

ADHS-Appalachian Development Highway System

ARRA-American Recovery and Rehabilitation Act

BR-Bridge Replacement and Rehabilitation

CMAQ-Congestion Mitigation and Air Quality

FAST Act-Fixing America's Surface Transportation Act

HSIP-Highway Safety Improvement Program

IM-Interstate Maintenance

MAP-21-Moving Ahead for Progress in the 21st Century

Work Categories

CON-Construction, ENG.-Engineering, M-Maintenance, P/PE-Planning and Planning and Environmental, ROW-Right of Way

NHPP-National Highway Performance Program

NRT-National Recreational Trail

SAFTEA-Safe, Accountable, Flexible, Transportation Efficiency Act of 2003

STP-Surface Transportation Program

Section 5307-FTA Formula (Operating and Capital)

Section 5311-Rural Area Formula Grants

Section 5337-State of Good Repairs Grants

Section 5339-Bus and Bus Facilities Program

TA-Transportation Alternatives funding

**IV List of Programmed and Ongoing Projects and Map of Programmed
Urban Area Projects**

PROJECT NAME	FFY	OBLIG DATE	STATE PROJ#	FEDERAL PROJ#	PHASE	TYPE OF WORK	ROUTE	LENGTH	BEG. MP	END.MP	FUND TYPE	TOTAL DOLLAR COST	FED. DOLLAR COST	GROUPABLE	PERFORMANCE MEASURE	MAP ID
CAPERTON TRAIL DRAINAGE	2023	11/28/2022	U331 CAPER 2 00	NRT2018214D	CON	DESIGN/UPGRADE DRAINAGE	NA999	0	0	0	NRT	\$39,250	\$31,400	GROUPABLE	PM3	n/a
CAPERTON TRAIL LIGHTING	2023	4/28/2023	U331 CAPER 3 00	NRT2018218D	CON	INSTALL LIGHTING	NA999	0	0	0	NRT	\$299,100	\$239,280	GROUPABLE	PM3	n/a
D-4 RECALL STRIPING (AC PAYBACK)(SPLIT FUNDED)	2023	2/28/2023	S384 RECAL 23 00	STP2023004D	CON	PAVEMENT MARKINGS(PAINT)	NA999	0	0	0	HSIP	\$100,000	\$100,000	GROUPABLE	PM1	n/a
D-4 RECALL STRIPING (AC PAYBACK)(SPLIT FUNDED)	2023	2/28/2023	S384 RECAL 23 00	STP2023004D	CON	PAVEMENT MARKINGS(PAINT)	NA999	0	0	0	STBG-FLEX	\$378,502	\$234,951	GROUPABLE	PM1	n/a
D4 RDWAY DEPARTURE	2023	10/28/2022	S384RDWAY200	HSIP2023028D	CON	SIGNING ; DELINEATORS	WV020	0	0	0	HSIP	\$950,000	\$855,000	GROUPABLE	PM1	n/a
FY 24 SF BR INSPECT - D4	2023	8/28/2023	T684 NBIS 24 00	NHST2024015D	ENG	BRIDGE INSPECTION BY SF	NA999	0	0	0	STBG-OFF	\$600,000	\$480,000	GROUPABLE	PM2	n/a
FY 24 SF BR INSPECT - D4	2023	8/28/2023	T684 NBIS 24 00	NHST2024015D	ENG	BRIDGE INSPECTION BY SF	NA999	0	0	0	STBG-FLEX	\$600,000	\$480,000	GROUPABLE	PM2	n/a
D-4 RECALL STRIPING	2024	2/28/2024	S384 RECAL 24 00	STP2021013D	CON	PAVEMENT MARKINGS(PAINT)	NA999	0	0	0	STBG-FLEX	\$267,908	\$187,535	GROUPABLE	PM1	n/a
DUNKARD AVE SIDEWALKS PHASE V*	2024	8/1/2022	U331 MONON 6 04	TAP2018216D	CON	CONSTRUCT SIDEWALK	NA999	0	0	0	TAP	\$249,000	\$198,800	GROUPABLE	PM3	n/a
FY 25 SF BR INSPECT - D4	2024	8/28/2024	T684 NBIS 25 00	NHST2025019D	ENG	BRIDGE INSPECTION BY SF	NA999	0	0	0	STBG-OFF	\$600,000	\$480,000	GROUPABLE	PM2	n/a
FY 25 SF BR INSPECT - D4	2024	8/28/2024	T684 NBIS 25 00	NHST2025019D	ENG	BRIDGE INSPECTION BY SF	NA999	0	0	0	HWI-BR	\$600,000	\$480,000	GROUPABLE	PM2	n/a
MON RIVER RAIL TRL MNT EQ	2024	4/28/2024	U331 MONRV 1 00	NRT2015294D	ENG	EQUIPMENT PURCHASE	NA	0	0	0	NRT	\$60,000	\$48,000	GROUPABLE	PM3	n/a
ROADWAY STRIPING (D4)	2024	1/28/2024	S384 STRIP 24 00	STP2024005D	CON	INST PVMT MARK(PAINT)	NA999	0	0	0	STBG-FLEX	\$1,449,420	\$811,675	GROUPABLE	PM1	n/a
WALNUT ST STREETScape 2012	2024	10/28/2023	U331 MORGA 17 00	TEA2012638D	CON	CONST WALK, CROSSWALKS, CURB CUTS,	NA	0	0	0	TAP	\$1,267,011	\$1,013,609	GROUPABLE	PM3	n/a
D-4 RECALL STRIPING	2025	2/28/2025	S384 RECAL 25 00	STP2021013D	CON	PAVEMENT MARKINGS(PAINT)	NA999	0	0	0	STBG-FLEX	\$281,303	\$196,912	GROUPABLE	PM1	n/a
FY 26 SF BR INSPECT - D4	2025	8/28/2025	T684 NBIS 25 00	NHST2026015D	ENG	BRIDGE INSPECTION BY SF	NA999	0	0	0	STBG-OFF	\$600,000	\$480,000	GROUPABLE	PM2	n/a
FY 26 SF BR INSPECT - D4	2025	8/28/2025	T684 NBIS 25 00	NHST2026015D	ENG	BRIDGE INSPECTION BY SF	NA999	0	0	0	STBG-FLEX	\$600,000	\$480,000	GROUPABLE	PM2	n/a
ROADWAY STRIPING (D4)	2025	1/28/2025	S384 STRIP 25 00	STP2025009D	CON	INST PVMT MARK(PAINT)	NA999	0	0	0	STBG-FLEX	\$1,449,420	\$811,675	GROUPABLE	PM1	n/a
D-4 RECALL STRIPING	2026	2/28/2026	S384 RECAL 26 00	STP2021013D	CON	PAVEMENT MARKINGS(PAINT)	NA999	0	0	0	STBG-FLEX	\$231,400	\$162,000	GROUPABLE	PM1	n/a

PROJECT NAME	FFY	OBLIG DATE	STATE PROJ#	FEDERAL PROJ#	PHASE	TYPE OF WORK	ROUTE	LENGTH	BEG. MP	END.MP	FUND TYPE	TOTAL DOLLAR COST	FED. DOLLAR COST	GROUPABLE	PERFORMANCE MEASURE	MAP ID
FY 27 SF BR INSPECT - D4	2026	8/28/2025	T684NBIS2700	NHST2027015D	ENG	BRIDGE INSPECTION BY SF	NA999	0	0	0	STBG-FLEX	\$600,000	\$480,000	GROUPABLE	PM2	n/a
D-4 RECALL STRIPING	2027	2/28/2027	S384RECAL2700	STP2021013D	CON	PAVEMENT MARKINGS(PAINT)	NA999	0	0	0	STBG-FLEX	\$281,303	\$196,912	GROUPABLE	PM1	n/a
FY 28 SF BR INSPECT - D4	2027	8/28/2025	T684NBIS2800	NHST2028015D	ENG	BRIDGE INSPECTION BY SF	NA999	0	0	0	STBG-FLEX	\$600,000	\$480,000	GROUPABLE	PM2	n/a
FY 28 SF BR INSPECT - D4	2027	8/28/2025	T684NBIS2800	NHST2028015D	ENG	BRIDGE INSPECTION BY SF	NA999	0	0	0	STBG-OFF	\$600,000	\$480,000	GROUPABLE	PM2	n/a
ROADWAY STRIPING (D4)	2027	1/28/2027	S384STRIP2700	STP2025009D	CON	INST PVMT MARK(PAINT)	NA999	0	0	0	STBG-FLEX	\$1,449,420	\$811,675	GROUPABLE	PM1	n/a
D-4 RECALL STRIPING	2028	2/28/2028	S384 RECAL 28 00	STP2021013D	CON	PAVEMENT MARKINGS(PAINT)	NA999	0	0	0	STBG-FLEX	\$267,908	\$187,535	GROUPABLE	PM1	n/a
FY 29 SF BR INSPECT - D4	2028	8/28/2025	T684NBIS2900	NHST2029015D	ENG	BRIDGE INSPECTION BY SF	NA999	0	0	0	STBG-FLEX	\$600,000	\$480,000	GROUPABLE	PM2	n/a
FY 29 SF BR INSPECT - D4	2028	8/28/2025	T684NBIS2900	NHST2029015D	ENG	BRIDGE INSPECTION BY SF	NA999	0	0	0	STBG-OFF	\$600,000	\$480,000	GROUPABLE	PM2	n/a
ROADWAY STRIPING (D4)	2028	1/28/2028	S384 STRIP 28 00	STP2024005D	CON	INST PVMT MARK(PAINT)	NA999	0	0	0	STBG-FLEX	\$1,449,420	\$811,675	GROUPABLE	PM1	n/a
HOLLAND AVE + 1	2024	12/28/2023	S331 19 01043 00	NHPP0019497DTC	CON	MILL & PAVE	US119	2.9	10.42	13.32	NHPP	\$1,450,000	\$1,450,000	GROUPABLE	PM2	n/a
RAMP D	2028	3/28/2028	S331 79 001 00	STBG0079171D	ENG	BRIDGE REHABILITATION	I0079	0.01	0.01	0.02	HWI-BR	\$600,000	\$540,000	GROUPABLE	PM2	n/a
I-79 LIGHTING (AUTH AC)	2023	4/28/2023	U331 79 14801 00	STBG0079083D	ENG	LIGHTING	I079	4.99	148.01	153	HSIP	\$500,000	\$450,000	GROUPABLE	PM1	1
I-79 LIGHTING	2024	8/28/2024	U331 79 14801 00	STBG0079084D	CON	LIGHTING	I079	4.99	148.01	153	STBG-FLEX	\$7,500,000	\$6,750,000	GROUPABLE	PM1	1
EVERETTville BR*	2023	5/15/2023	S331 045 00242 00	STP0045069DTC	CON	REPLACE BRIDGE	CO045	0.01	2.42	2.43	HWI-BR	\$1,490,100	\$390,101	GROUPABLE	PM2	2
WILLEY ST*	2023	5/15/2023	S331 119 1442 00	STP0119481D	CON	RESURFACING 1.5-2"	US119	1.25	14.42	15.67	STBG-FLEX	\$2,464,000	\$1,971,200	GROUPABLE	PM2	3
RIVER ROAD SLIDES	2023	4/28/2023	S331 45 1150 00	STBG0045082DTC	ROW	SLIDE REPAIR	CO045	0.67	11.5	12.17	STBG-FLEX	\$1,475,000	\$1,475,000	GROUPABLE	PM3	4
RIVER ROAD SLIDES	2024	12/28/2023	S331 45 1150 00	STBG0045080DTC	CON	SLIDE REPAIR	CO045	0.67	11.5	12.17	STBG 50-200K POP	\$6,000,000	\$6,000,000	GROUPABLE	PM3	4
VAN VOORHIS RD (GO BOND 4)*	2023	6/1/2023	U331 059 00000 00	STBG2617006	CON	WIDEN, IMPROVE DRAINAGE, ADD SIDEWALKS	CO059	0.94	0	0.94	STBG-FLEX	\$8,500,000	\$850,000	NOT GROUPABLE	PM3	5
M&J ARCH	2023	6/28/2023	S331 100 533 00	STBG0100157D	CON	BRIDGE REPAIR	WV0100	0.01	5.33	5.34	HWI-BR	\$105,000	\$84,000	GROUPABLE	PM2	6

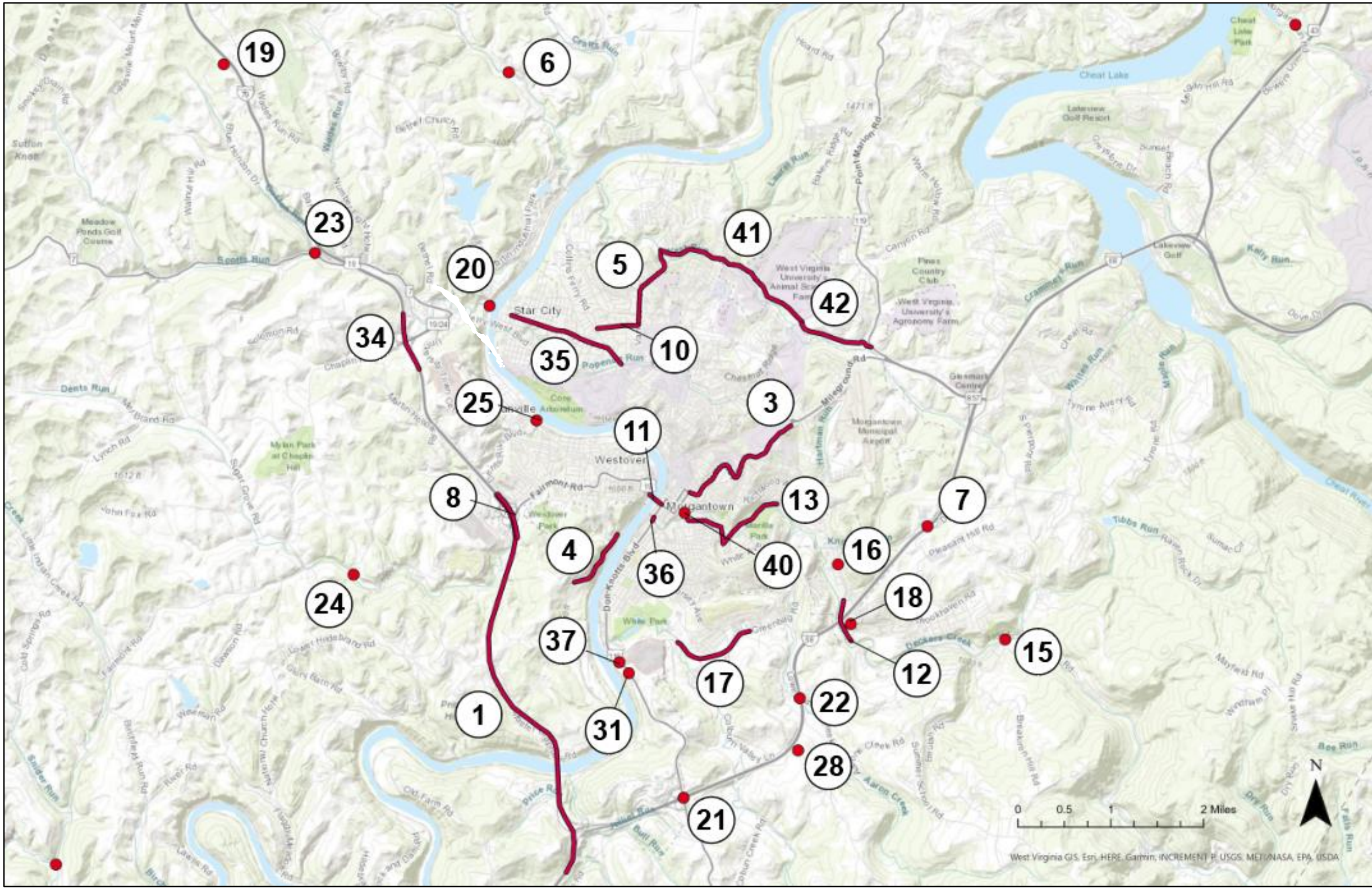
PROJECT NAME	FFY	OBLIG DATE	STATE PROJ#	FEDERAL PROJ#	PHASE	TYPE OF WORK	ROUTE	LENGT H	BEG. MP	END. MP	FUND TYPE	TOTAL DOLLAR COST	FED. DOLLAR COST	GROUPABLE	PERFORMANCE MEASURE	MAP ID
PLEASANT HILL BRIDGE EB +1*	2023	4/6/2023	S331 68 576 00	NHPP0068210D	ROW	BRIDGE REPAIR	I0068	0.03	5.76	5.79	HWI-BR	\$5,000	\$4,500	GROUPABLE	PM2	7
PLEASANT HILL BRIDGE EB +1*	2024	4/6/2023	S331 68 576 00	NHPP0068211D	CON	BRIDGE REPAIR	I0068	0.03	5.76	5.79	HWI-BR	\$815,000	\$733,500	GROUPABLE	PM2	7
EXIT 152 NB & SB RAMPS	2023	7/28/2023	S331 79 15228 00	NHPP0793287D	CON	RESURFACING	I079	0.67	152.28	152.95	NHPP	\$840,733	\$840,733	GROUPABLE	PM2	8
EXIT 146 SB EXIT RAMP	2023	8/28/2023	S331 79 14600 00	NHPP0793000D	CON	RESURFACING	I079	0.1	146	146.1	NHPP	\$1,000,000	\$900,000	GROUPABLE	PM2	9
BURROUGH ST	2023	8/28/2023	S331 5902 000 00	STP0592001D	CON	MILL & PAVE	CO059/02	0.44	0	0.44	STBG- FLEX	\$897, 200	\$717,760	GROUPABLE	PM2	10
JOSEPH C BARTOLO MEMORIAL BRIDGE	2023	9/28/2023	S331 19 1108 00	NHPP0019587D	ENG	BRIDGE REPAIR	US0019	0.15	11.08	11.23	HWI-BR	\$250,000	\$200,000	GROUPABLE	PM2	11
JOSEPH C BARTOLO MEMORIAL BRIDGE	2024	12/28/2023	S331 19 1108 00	NHPP0019588D	ROW	BRIDGE REPAIR	US0019	0.15	11.08	11.23	HWI-BR	\$100,000	\$80,000	GROUPABLE	PM2	11
JOSEPH C BARTOLO MEMORIAL BRIDGE	2024	9/28/2024	S331 19 1108 00	NHPP0019589D	CON	BRIDGE REPAIR	US0019	0.15	11.08	11.23	HWI-BR	\$2,500,000	\$2,000,000	GROUPABLE	PM2	11
BROOKHAVEN ROAD IMPROVEMENTS	2023	9/28/2023	U331 7 03620 00	CMAQ0007263 D	ROW	INSTALL TRAVEL LANES; SIGNAL	WV007	0.4	36.2	36.6	CMAQ	\$15,000	\$12,000	NOT GROUPABLE	PM3	12
BROCKWAY AVE	2024	3/28/2024	S331 7 3315 00	STP0007305D	CON	MILL & PAVE	WV007	1.6	33.15	34.75	STBG- FLEX	\$800,000	\$640,000	GROUPABLE	PM2	13
BROOKHAVEN ROAD IMPROVEMENTS	2026	9/28/2026	U331 7 03620 00	CMAQ0007264 D	CON	INSTALL TRAVEL LANES; SIGNAL	WV007	0.4	36.2	36.6	CMAQ	\$475,000	\$380,000	GROUPABLE	PM3	12
BULA SLAB	2026	6/28/2026	S231 7 1030 00	NHPP0007348D	ENG	DESIGN STUDY - REPLACEMENT	WV0007	0.04	10.3	10.34	HWI-BR	\$550,000	\$440,000	GROUPABLE	PM2	14
DELLSLOW ARCH	2025	12/28/2024	S231 7 3865 00	STBG0007341D	ENG	DESIGN STUDY - REPLACEMENT	WV0007	0.02	38.65	38.67	HWI-BR	\$600,000	\$480,000	GROUPABLE	PM2	15
DELLSLOW ARCH	2026	8/28/2026	S331 7 3865 00	STBG0007339D	ROW	BRIDGE REPLACEMENT	WV0007	0.02	38.65	38.67	HWI-BR	\$100,000	\$80,000	GROUPABLE	PM2	15
DELLSLOW ARCH	2027	4/28/2027	S331 7 3865 00	STBG0007340D	CON	BRIDGE REPLACEMENT	WV0007	0.02	38.65	38.67	HWI-BR	\$850,000	\$680,000	GROUPABLE	PM2	15

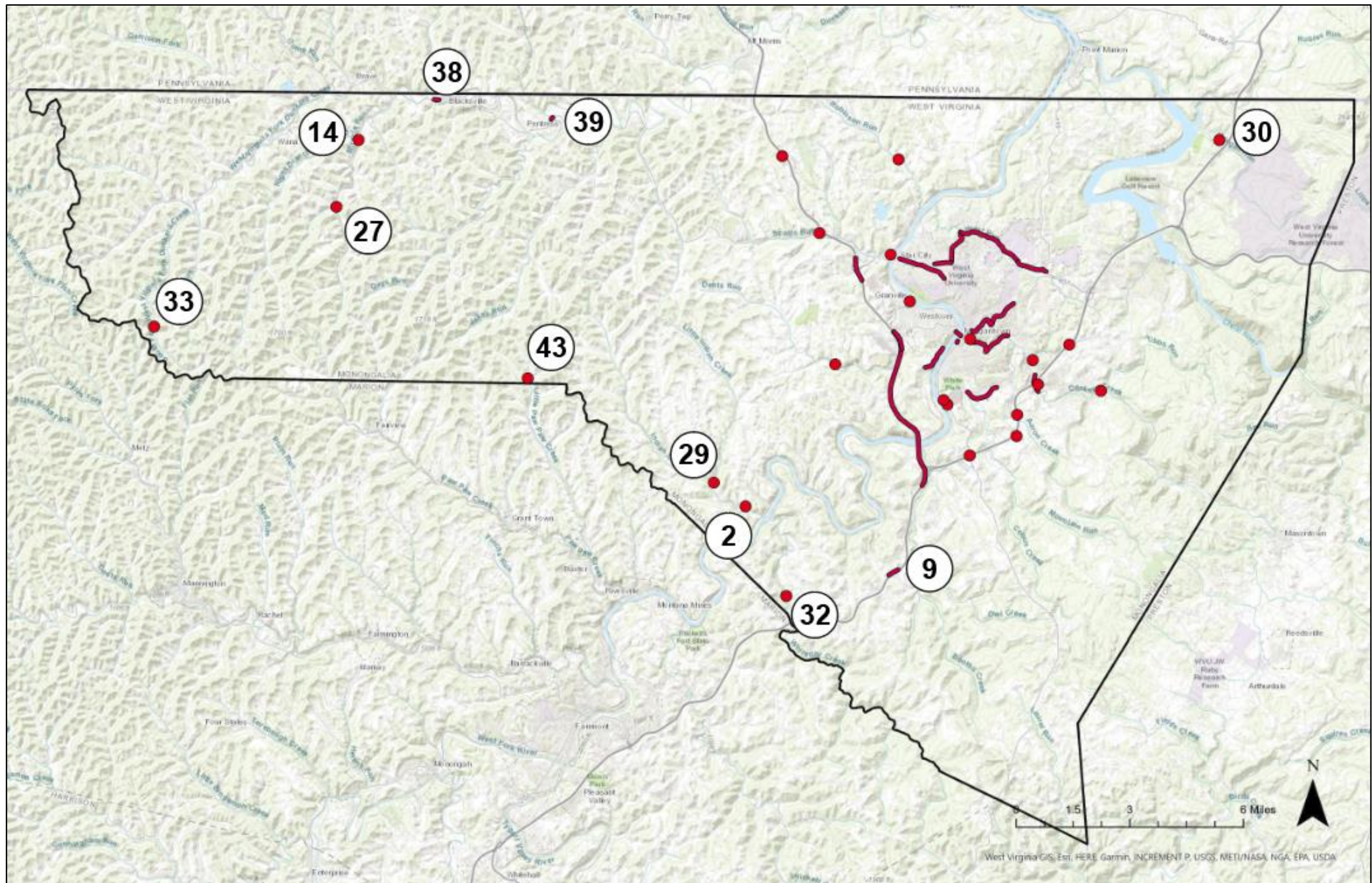
PROJECT NAME	FFY	OBLIG DATE	STATE PROJ#	FEDERAL PROJ#	PHASE	TYPE OF WORK	ROUTE	LENGTH	BEG. MP	END.MP	FUND TYPE	TOTAL DOLLAR COST	FED. DOLLAR COST	GROUPABLE	PERFORMANCE MEASURE	MAP ID
BULA SLAB	2028	7/28/2028	S331 7 1030 00	NHPP0007349D	ENG	BRIDGE REPLACEMENT	WV0007	0.04	10.3	10.34	HWI-BR	\$600,000	\$480,000	GROUPABLE	PM2	14
DUG HILL BRIDGE +1	2025	8/28/2025	S231 740 002 00	STBG0740005D	ENG	DESIGN STUDY - REPLACEMENT	CO0007/4 0	0.04	0.02	0.06	HWI-BR	\$450,000	\$360,000	GROUPABLE	PM2	16
DUG HILL BRIDGE +1	2028	1/28/2028	S331 740 002 00	STBG0740002D	ENG	BRIDGE REPLACEMENT	CO0007/4 0	0.04	0.02	0.06	HWI-BR	\$600,000	\$480,000	GROUPABLE	PM2	16
DUG HILL BRIDGE +1	2028	7/28/2028	S331 740 002 00	STBG0740003D	ROW	BRIDGE REPLACEMENT	CO0007/4 0	0.04	0.02	0.06	HWI-BR	\$100,000	\$80,000	GROUPABLE	PM2	16
GREENBAG ROAD (GO BOND 4)*	2025	7/12/2022	U331 857 00067 00	NFA2317022D	CON	IMPROVE I/S & WIDEN	CO857	1.08	0.67	1.75	OTHER-BOND	\$16,000,000	\$0	NOT GROUPABLE	PM3	17
I-68 EXIT 7 RAMPS	2024	12/28/2023	S331 68 680 00	NHPP0068183D	CON	2 " MILL/PAVE, CONCRETE REPAIR RAMPS	I068	0.9	6.8	7.7	NHPP	\$2,000,000	\$1,600,000	GROUPABLE	PM2	18
I-79 SB WELCOME CENTER	2025	12/28/2024	S331 79 15830 00	NHPP0793286D	CON	WIDEN RAMP, PARKING LOT, SDWKS, DRAINS	I079	0.69	158.3	158.99	NHPP	\$1,250,000	\$1,000,000	NOT GROUPABLE	PM2	19
I/S WV 100 & DENTS RUN IMPROVEMENT	2025	10/28/2024	U331 100 00102 00	HSIP0100152D	CON	IMPROVE TURNING RADIUS/INTERSECTION	WV100	0.2	1.02	1.22	HSIP	\$150,000	\$150,000	GROUPABLE	PM1	25
INTERSTATE 68 OVERPASS*	2024	4/12/2023	S331 119 1025 00	NHPP0119513D	ROW	BRIDGE RENOVATION	US119	0.02	10.25	10.27	HWI-BR	\$50,000	\$40,000	GROUPABLE	PM2	21
INTERSTATE 68 OVERPASS*	2025	4/12/2023	S331 119 1025 00	NHPP0119514D	CON	BRIDGE RENOVATION	US119	0.02	10.25	10.27	NHPP	\$4,500,000	\$3,600,000	GROUPABLE	PM2	21
JACK FLEMING MEMORIAL BRIDGE WB & EB	2026	6/28/2026	S331 68 322 00	STBG0068203D	ROW	BRIDGE REPAIR	I0068	0.05	3.22	3.27	HWI-BR	\$10,000	\$8,000	GROUPABLE	PM2	22
JACK FLEMING MEMORIAL BRIDGE WB & EB	2026	12/28/2026	S331 68 322 00	STBG0068202D	ENG	BRIDGE REPAIR	I0068	0.05	3.22	3.27	HWI-BR	\$400,000	\$360,000	GROUPABLE	PM2	22
JACK FLEMING MEMORIAL BRIDGE WB & EB	2028	6/28/2028	S331 68 322 00	STBG0068204D	CON	BRIDGE REPAIR	I0068	0.05	3.22	3.27	HWI-BR	\$3,000,000	\$2,700,000	GROUPABLE	PM2	22
JERE SLAB	2024	11/28/2023	S231 7 2773 00	NHPP0007324D	ENG	DESIGN STUDY - REPLACEMENT	WV0007	0.02	27.73	27.75	HWI-BR	\$250,000	\$200,000	GROUPABLE	PM2	23
JERE SLAB	2026	2/28/2026	S331 7 2773 00	NHPP0007326D	ENG	BRIDGE REPLACEMENT	WV0007	0.02	27.73	27.75	HWI-BR	\$400,000	\$320,000	GROUPABLE	PM2	23
JERE SLAB	2027	10/28/2026	S331 7 2773 00	NHPP0007327D	ROW	BRIDGE REPLACEMENT	WV0007	0.02	27.73	27.75	NHPP	\$100,000	\$80,000	GROUPABLE	PM2	23
JERE SLAB	2028	2/28/2028	S331 7 2773 00	NHPP0007328D	CON	BRIDGE REPLACEMENT	WV0007	0.02	27.73	27.75	NHPP	\$943,760	\$755,008	GROUPABLE	PM2	23
LAUREL POINT BRIDGE (GO BOND 2/3)	2024	3/28/2024	S331 19 676 00	NFA2317346	CON	REPLACE BRIDGE	US019	0.02	6.76	6.78	OTHER-BOND	\$2,100,000	\$0	GROUPABLE	PM2	24
LOWER SCOTTS RUN BRIDGE	2028	12/28/2027	S331 100 241 00	STBG0100159D	ENG	BRIDGE REHABILITATION	WV0100	0.01	2.41	2.42	HWI-BR	\$350,000	\$280,000	GROUPABLE	PM2	20
LOWER SCOTTS RUN BRIDGE	2028	9/28/2028	S331 100 241 00	STBG0100160D	ROW	BRIDGE REHABILITATION	WV0100	0.01	2.41	2.42	HWI-BR	\$30,000	\$24,000	GROUPABLE	PM2	26

PROJECT NAME	FFY	OBLIG DATE	STATE PROJ#	FEDERAL PROJ#	PHASE	TYPE OF WORK	ROUTE	LENGTH	BEG. MP	END.MP	FUND TYPE	TOTAL DOLLAR COST	FED. DOLLAR COST	GROUPABLE	PERFORMANCE MEASURE	MAP ID
MAIDSVILLE SLAB	2028	9/28/2027	S331 53 001 00	STBG0053014D	ENG	BRIDGE REHABILITATION	CO0053	0.01	0.01	0.02	HWI-BR	\$15,000	\$12,000	GROUPABLE	PM2	26
MAIDSVILLE SLAB	2028	6/28/2028	S331 53 001 00	STBG0053015D	ROW	BRIDGE REHABILITATION	CO0053	0.01	0.01	0.02	HWI-BR	\$10,000	\$8,000	GROUPABLE	PM2	26
MAIDSVILLE SLAB	2028	4/28/2029	S331 53 001 00	STBG0053019D	CON	BRIDGE REHABILITATION	CO0053	0.01	0.01	0.02	HWI-BR	\$85,000	\$68,000	GROUPABLE	PM2	26
MIRACLE RUN CULVERT	2026	3/28/2026	S331 171 231 00	STBG1701001D	ENG	BRIDGE REHABILITATION	CO0017/1	0.01	2.31	2.32	HWI-BR	\$25,000	\$20,000	GROUPABLE	PM2	27
MIRACLE RUN CULVERT	2026	4/28/2026	S331 171 231 00	STBG1701002D	ROW	BRIDGE REHABILITATION	CO0017/1	0.01	2.31	2.32	HWI-BR	\$50,000	\$40,000	GROUPABLE	PM2	27
MIRACLE RUN CULVERT	2026	9/28/2026	S331 171 231 00	STBG1701003D	CON	BRIDGE REHABILITATION	CO0017/1	0.01	2.31	2.32	HWI-BR	\$50,000	\$40,000	GROUPABLE	PM2	27
OLD KINGWOOD PIKE BR	2024	12/28/2023	S331 81 629 00	STBG0081040D	ENG	BRIDGE REPAIR	CO081	0.02	6.29	6.31	HWI-BR	\$600,000	\$480,000	GROUPABLE	PM2	28
OLD KINGWOOD PIKE BR	2025	10/28/2024	S331 81 629 00	STBG0081041D	ROW	BRIDGE REPAIR	CO081	0.02	6.29	6.31	HWI-BR	\$100,000	\$80,000	GROUPABLE	PM2	28
OLD KINGWOOD PIKE BR	2025	7/28/2025	S331 81 629 00	STBG0081042D	CON	BRIDGE REPAIR	CO081	0.02	6.29	6.31	HWI-BR	\$4,000,000	\$3,200,000	GROUPABLE	PM2	28
OSGOOD SLAB	2025	5/28/2025	S231 45 105 00	STBG0045089D	ENG	DESIGN STUDY - REPLACEMENT	CO0045	0.02	1.05	1.07	HWI-BR	\$120,000	\$96,000	GROUPABLE	PM2	29
OSGOOD SLAB	2026	9/28/2026	S331 45 105 00	STBG0045086D	ENG	BRIDGE REPLACEMENT	CO0045	0.02	1.05	1.07	HWI-BR	\$400,000	\$320,000	GROUPABLE	PM2	29
OSGOOD SLAB	2027	5/28/2027	S331 45 105 00	STBG0045087D	ROW	BRIDGE REPLACEMENT	CO0045	0.02	1.05	1.07	HWI-BR	\$100,000	\$80,000	GROUPABLE	PM2	29
OSGOOD SLAB	2028	10/28/2028	S331 45 105 00	STBG0045088D	CON	BRIDGE REPLACEMENT	CO0045	0.02	1.05	1.07	HWI-BR	\$600,000	\$480,000	GROUPABLE	PM2	29
RUBBLE RUN I-BEAM	2025	10/28/2024	S231 71 091 00	STBG0071165D	ENG	DESIGN STUDY - REPLACEMENT	CO0071	0.02	0.91	0.93	HWI-BR	\$120,000	\$96,000	GROUPABLE	PM2	30
RUBBLE RUN I-BEAM	2026	4/28/2026	S331 71 091 00	STBG0071166D	ENG	BRIDGE REPLACEMENT	CO0071	0.02	0.91	0.93	HWI-BR	\$400,000	\$320,000	GROUPABLE	PM2	30
RUBBLE RUN I-BEAM	2027	12/28/2026	S331 71 091 00	STBG0071167D	ROW	BRIDGE REPLACEMENT	CO0071	0.02	0.91	0.93	HWI-BR	\$100,000	\$80,000	GROUPABLE	PM2	30
SMITHTOWN ROAD TRAFFIC SIGNAL*	2024	4/12/2023	U331 119 1180 00	HSIP0119501D	ROW	INSTALL SIGNAL	US0119	0.15	11.8	11.95	HSIP	\$100,000	\$90,000	NOT GROUPABLE	PM1	31
SMITHTOWN ROAD TRAFFIC SIGNAL*	2024	4/12/2023	U331 119 1180 00	HSIP0119502D	CON	INSTALL SIGNAL	US0119	0.15	11.8	11.95	HSIP	\$1,200,000	\$1,080,000	NOT GROUPABLE	PM1	31
SMITHTOWN W-BEAM	2027	3/28/2027	S331 73 032 00	STBG0073097D	ENG	BRIDGE REHABILITATION	CO0073	0.03	0.32	0.35	HWI-BR	\$300,000	\$240,000	GROUPABLE	PM2	32
SMITHTOWN W-BEAM	2028	12/28/2027	S331 73 032 00	STBG0073098D	ROW	BRIDGE REHABILITATION	CO0073	0.03	0.32	0.35	HWI-BR	\$75,000	\$60,000	GROUPABLE	PM2	32
SOUTH FORK CULVERT	2025	6/28/2025	S331 9 200 00	STBG0009285D	ENG	BRIDGE REPAIR	CO0009	0.02	2	2.02	HWI-BR	\$20,000	\$16,000	GROUPABLE	PM2	33
SOUTH FORK CULVERT	2026	3/28/2026	S331 9 200 00	STBG0009286D	ROW	BRIDGE REPAIR	CO0009	0.02	2	2.02	HWI-BR	\$5,000	\$4,000	GROUPABLE	PM2	33
SOUTH FORK CULVERT	2027	12/28/2026	S331 9 200 00	STBG0009287D	CON	BRIDGE REPAIR	CO0009	0.02	2	2.02	HWI-BR	\$75,000	\$60,000	GROUPABLE	PM2	33
STAR CITY I/C IMPROVEMENT	2029	10/28/2023	U331791545000	NHPP0079156D	CON	RECONSTRUCT I/C	I079	0.8	154.5	155.3	OTHER-FED	\$66,000,000	\$59,400,000	NOT GROUPABLE	PM3	34
UNIVERSITY AVE +2	2025	1/28/2025	S331 55 0000 00	STP0055052D	CON	DESIGN/BUILD ADA RAMPS	CO055	1.33	0	1.33	CRP-FLEX	\$1,593,000	\$1,274,400	GROUPABLE	PM3	35
UNIVERSITY AVE BRIDGE	2024	3/28/2024	S331 119 1378 00	NHPP0119545D	ENG	BRIDGE REPAIR	US0119	0.06	13.78	13.84	HWI-BR	\$50,000	\$40,000	GROUPABLE	PM2	36
UNIVERSITY AVE BRIDGE	2024	6/28/2024	S331 119 1378 00	NHPP0119546D	ROW	BRIDGE REPAIR	US0119	0.06	13.78	13.84	HWI-BR	\$10,000	\$8,000	GROUPABLE	PM2	36
UNIVERSITY AVE BRIDGE	2025	3/28/2025	S331 119 1378 00	NHPP0119547D	CON	BRIDGE REPAIR	US0119	0.06	13.78	13.84	HWI-BR	\$500,000	\$400,000	GROUPABLE	PM2	36
US 119 MORGANTOWN LIGHTING*	2024	7/2/2023	U331119120700	NHPP0119493D	CON	UPDATE LIGHTING	US119		12.07	12.07	NHPP	\$2,000,000	\$1,600,000	GROUPABLE	PM1	37

PROJECT NAME	FFY	OBLIG DATE	STATE PROJ#	FEDERAL PROJ#	PHASE	TYPE OF WORK	ROUTE	LENGTH	BEG. MP	END.MP	FUND TYPE	TOTAL DOLLAR COST	FED. DOLLAR COST	GROUPABLE	PERFORMANCE MEASURE	MAP ID
US ARMY SPC JOHN R TENNANT MEMORIAL BRIDGE	2025	6/28/2025	S331 7 1309 00	NHPP0007367D	ENG	BRIDGE REPAIR	WV0007	0.08	13.09	13.17	HWI-BR	\$50,000	\$40,000	GROUPABLE	PM2	38
US ARMY SPC JOHN R TENNANT MEMORIAL BRIDGE	2025	9/28/2025	S331 7 1309 00	NHPP0007368D	ROW	BRIDGE REPAIR	WV0007	0.08	13.09	13.17	HWI-BR	\$10,000	\$8,000	GROUPABLE	PM2	38
US ARMY SPC JOHN R TENNANT MEMORIAL BRIDGE	2026	3/28/2026	S331 7 1309 00	NHPP0007369D	CON	BRIDGE REPAIR	WV0007	0.08	13.09	13.17	HWI-BR	\$900,000	\$720,000	GROUPABLE	PM2	38
US MARINE SERGEANT DAVID PAUL MCCORD MEM BR	2024	6/28/2024	S231 7 1686 00	STBG0007325D	ENG	DESIGN STUDY - REPLACEMENT	WV0007	0.02	16.86	16.88	HWI-BR	\$450,000	\$400,000	GROUPABLE	PM2	39
US MARINE SERGEANT DAVID PAUL MCCORD MEM BR	2026	6/28/2026	S331 7 1686 00	NHPP0007329D	ENG	BRIDGE REPLACEMENT	WV0007	0.02	16.86	16.88	HWI-BR	\$600,000	\$480,000	GROUPABLE	PM2	39
US MARINE SERGEANT DAVID PAUL MCCORD MEM BR	2027	2/28/2027	S331 7 1686 00	NHPP0007330D	ROW	BRIDGE REPLACEMENT	WV0007	0.02	16.86	16.88	HWI-BR	\$100,000	\$80,000	GROUPABLE	PM2	39
US MARINE SERGEANT DAVID PAUL MCCORD MEM BR	2028	6/28/2028	S331 7 1686 00	NHPP0007331D	CON	BRIDGE REPLACEMENT	WV0007	0.02	16.86	16.88	HWI-BR	\$8,177,177	\$6,541,742	GROUPABLE	PM2	39
WALNUT STREET BRIDGE	2024	9/28/2024	S331 7 0.02 00	NHPP0007381D	ENG	BRIDGE REPAIR	WV0007	0.1	0.02	0.12	HWI-BR	\$300,000	\$240,000	GROUPABLE	PM2	40
WALNUT STREET BRIDGE	2025	11/28/2024	S331 7 0.02 00	NHPP0007382D	ROW	BRIDGE REPAIR	WV0007	0.1	0.02	0.12	HWI-BR	\$10,000	\$8,000	GROUPABLE	PM2	40
WALNUT STREET BRIDGE	2025	9/28/2025	S331 7 0.02 00	NHPP0007383D	CON	BRIDGE REPAIR	WV0007	0.1	0.02	0.12	HWI-BR	\$1,500,000	\$1,200,000	GROUPABLE	PM2	40
WEST RUN RD	2025	8/28/2025	U331 06701 00000 00	HSIP0671006D	CON	WIDEN ROAD	CO067/01	1.86	0	1.86	HSIP	\$2,400,000	\$2,400,000	GROUPABLE	PM1	41
WEST RUN ROAD (GO BOND 4)	2024	2/28/2024	U331 06701 00186 00	STP0671010	CON	IMPROVE I/S & WIDEN	CO067/01	0.86	1.86	2.72	STBG-FLEX	\$18,100,000	\$1,800,000	NOT GROUPABLE	PM3	42
Downtown Morgantown Microsimulation Study	2024	9/28/2023	T631- MICRO 24 00	STBG2023315D	OT	Planning Study	NA9999	0	0	0	STBG	\$400,000	\$100,000	NOT GROUPABLE	PM3	
INDIAN CREEK I-BEAM	2023	7/28/2023	S331 29 3 25700	STBG2903001D	CON	BRIDGE REPLACEMENT	CO0029/03	0.04	2.57	2.61	HWI-BR	\$630,000	\$504,000	GROUPABLE	PM2	43
BROCKWAY AVE	2023	8/28/2023	S331 7 3315 00	STP0007395D	ENG	MILL & PAVE	WV007	1.6	33.15	34.75	STBGFLEX	\$50,000	\$40,000	GROUPABLE	PM3	13
GREENBAG MULTI-USE PATH STUDY	2023	8/29/2023	X231 GBMUP 01 00	TAP2024036D	ENG	DESIGN STUDY	NA9999	0	0	0	TAP	\$1,000,000	\$800,000	GROUPABLE	PM1	n/a
MORGANTOWN INDUSTRIAL PARK ACCESS ROAD	2023	8/28/2023	X331 MIPAR 00 23	NFA2023312D	ENG	CONST NEW ROAD & BRIDGE	NA999	0	0	0	STBG-FLEX	\$6,250,000	\$0	NOT GROUPABLE	PM2	n/a
MORGANTOWN INDUSTRIAL PARK ACCESS ROAD	2024	10/28/2023	X331 MIPAR 00 23	STBG2023313D	ROW	CONST NEW ROAD & BRIDGE	NA1000	0	0	0	STBG-FLEX	\$8,000,000	\$6,400,000	NOT GROUPABLE	PM2	n/a
MORGANTOWN INDUSTRIAL PARK ACCESS ROAD	2024	2/28/2024	X331 MIPAR 00 23	STBG2024025D	CON	CONST NEW ROAD & BRIDGE	NA1001	0	0	0	STBG-FLEX	\$72,000,000	\$57,600,000	NOT GROUPABLE	PM3	n/a

*The project funding has been authorized. It will be removed from the TIP Highway Project Table.





V Summary of MPO Metropolitan Transportation Plan Goals and Objectives

(Updated 2022)

Goal #1: Safety. A safe, secure transportation system for all users that reduces fatalities and severe injuries.

Objective:

- Minimize crashes through improvements to high-crash locations. Also consider local enforcement of traffic laws, and user education.
- Ensure that future growth and related transportation improvements prioritize transportation safety needs in planning and design.
- Reduce the number of crashes and serious injuries across all modes.
- Provide safe and comfortable networks for people of all ages and abilities.
- Reduce truck traffic on streets and in areas where significant numbers of bicyclists and pedestrians are present.

Goal #2: Mobility Choices. An integrated and connected multimodal system that provides safe, convenient options for bicyclists, pedestrians, and transit users as well as motor vehicles.

Objective:

- Allow for convenient transfer between modes in the region to maximize travel efficiency
- Improve and expand infrastructure for pedestrians, bicyclists, transit users, and people with disabilities.
- Increase use of existing rail-trails for transportation purposes.
- Increase the geographic area in which people have convenient access to non-automobile modes.
- Encourage the use of the most efficient mode based on trip characteristics.

Goal #3: System Reliability. Improve the reliability of the movement of people and goods across the region in support of time-sensitive freight movement and logistics.

Objective:

- Eliminate or reduce current congestion and multimodal traffic flow restrictions on arterial and collector roadways.
- Ensure that future development and related transportation improvements proactively address capacity and connectivity needs.
- Provide adequate capacity and access to support current businesses.
- Increase options for freight movement that minimize truck traffic on non-interstate roadways.

Goal #4: System Preservation. Maintain and enhance existing transportation infrastructure assets in a good state of repair

Objective:

- Maximize the average of the weighted WVDOH Composite Condition Index (CCI) rating over a 10-year analysis period, subject to budget constraints.
- Replacing bridges to minimize the number and deck area of bridges in Poor condition, and minimize the number of loads posted bridges.
- Reduce or mitigate stormwater impacts of surface transportation systems.

Goal #5: Equity. Provide healthy, convenient, and equitable transportation choices for those communities that are underserved or traditionally underrepresented.

Objective:

- Create new opportunity for access to key destinations and jobs for underserved or disadvantaged populations.
- Invest in transportation improvements that encourage and support development/land use patterns that reduce the cost of transportation.

- Minimize any detrimental impacts of proposed transportation improvements upon neighborhoods.

Goal #6: Economic Vitality. A transportation system that supports and enhances economic development goals and improves regional competitiveness in commerce.

Objective:

- Enhance travel and tourism in the Morgantown-Monongalia urban area.
- Improve truck access to key industrial areas, and provide alternative truck routes that avoid our downtown areas.
- Address bottlenecks and first-mile/last-mile access to transit service.

Goal #7: Livability. A transportation system and region that is attractive, sustainable, and contributes to regional well-being.

Objective:

- Integrate the local context of the area into planning, design, and construction of transportation improvements.
- Address multimodal system needs in all planning, design, and construction of transportation improvements.
- Reduce automobile emissions and improve air quality

V Programmed Public Transportation Needs and Funding Streams

West Virginia University Personal Rapid Transit (PRT)

Fiscal Year	Project Description	Funding Source	Federal Funds	Match	Total Cost
2024	Preventative Maintenance, Infrastructure Rehabilitation/Renovation	FFY 19 State of Good Repair-Section 5337	\$1,209,121	\$302,280	\$1,511,401
	Preventative Maintenance, Infrastructure Rehabilitation/Renovation	FFY 20 State of Good Repair-Section 5337	\$1,202,245	\$301,500	\$1,503,745
2025	Preventative Maintenance, Infrastructure Rehabilitation/Renovation	FFY 21 State of Good Repair-Section 5337	\$1,202,245	\$301,500	\$1,503,745
2026	Preventative Maintenance, Infrastructure Rehabilitation/Renovation	FFY 22 State of Good Repair-Section 5337	\$1,202,245	\$301,500	\$1,503,745
2027	Preventative Maintenance, Infrastructure Rehabilitation/Renovation	FFY 23 State of Good Repair-Section 5337	\$1,202,245	\$301,500	\$1,503,745
2028	Preventative Maintenance, Infrastructure Rehabilitation/Renovation	FFY 24 State of Good Repair-Section 5337	\$1,202,245	\$301,500	\$1,503,745

Monongalia County Urban Mass Transportation Authority (Mountain Line Transit Authority)

Monongalia County Urban Mass Transportation Authority AND Morgantown, Monongalia Metropolitan Planning Organization	Source	2024		2025		2026		2027		DEFINITIONS
		Federal	Local	Federal	Local	Federal	Local	Federal	Local	
Operating Assistance										
Operating Assistance	5307 -	\$3,401,120	\$3,401,120	\$3,484,495	\$3,484,495	\$3,401,120	\$3,401,120	\$3,401,120	\$3,401,120	Costs necessary to operate, maintain, and manage a public transportation system. Operating expenses usually include such costs as driver salaries, fuel, and items having a useful life of less than one year.
Operating Assistance	CMAQ	\$5,000	\$0	\$10,000	\$0	\$5,000	\$0			Funds to support van pools and reduce pollution.
Federal 5311(f) Intercity	5311	\$302,036	\$302,036	\$350,000	\$350,000	\$350,000	\$350,000	\$350,000	\$350,000	Regularly scheduled bus service for the general public that operates with limited stops over fixed routes
Operating Assistance	5310	\$84,000	\$21,000	\$84,000	\$21,000	\$84,000	\$21,000	\$84,000	\$21,000	Mobility management is a capital project activity that consists of short-range planning and management activities and projects for improving coordination among public transportation and other transportation service providers carried out by a recipient or sub-recipient through an agreement entered into with a person, including a government entity.
Capitol Assistance										
Operating Assistance - Capital	5307	\$200,000	\$50,000	\$200,000	\$50,000	\$200,000	\$50,000	\$200,000	\$50,000	5307 Preventative Maintenance
Revenue Rolling Stock Replacement	5307	\$97,419	\$24,355							For purchase of revenue producing vehicles.
Revenue Rolling Stock Replacement	5339	\$403,808	\$100,952	\$153,000	\$38,250	\$153,000	\$38,250	\$153,000	\$38,250	For the purchase of Revenue producing vehicles.

Section 5310 ENHANCED MOBILITY FOR SENIORS AND INDIVIDUALS WITH DISABILITIES	2023		2024		2025		2026		2027		2028	
	Federal	Local	Federal	Local	Federal	Local	Federal	Local	Federal	Local	Federal	Local
Small Urban	\$1,675,055	\$418,765	\$1,809,059	\$452,266	\$1,953,784	\$488,447	\$2,110,087	\$527,523	\$2,278,894	\$569,725	\$2,461,205	\$615,303
Rural	\$1,438,012	\$359,504	\$1,553,053	\$388,264	\$1,677,297	\$419,325	\$1,811,481	\$452,871	\$1,956,399	\$489,101	\$2,112,911	\$528,229

Section 5311 RURAL AREA FORMULA PROGRAM	2023		2024		2025		2026		2027		2028	
	Federal	Local	Federal	Local	Federal	Local	Federal	Local	Federal	Local	Federal	Local
5311	\$10,417,903	\$10,417,903	\$11,251,335	\$11,251,335	\$12,151,442	\$12,151,442	\$13,123,557	\$13,123,557	\$14,173,442	\$14,173,442	\$15,307,317	\$15,307,317
53119f) Intercity Bus	\$1,838,453	\$1,838,453	\$1,985,529	\$1,985,529	\$2,144,372	\$2,144,372	\$2,315,921	\$2,315,921	\$2,501,195	\$2,501,195	\$2,701,291	\$2,701,291
Rural Transportation Assistance Program (100% Federally Funded)	\$248,604	NA	\$268,492	NA	\$289,972	NA	\$313,169	NA	\$338,223	NA	\$365,281	NA
Appalachian Development Public Transportation Assistance Formula Program	\$2,732,479	\$2,732,479	\$2,951,077	\$2,951,077	\$3,187,164	\$3,187,164	\$3,442,137	\$3,442,137	\$3,717,508	\$3,717,508	\$4,014,908	\$4,014,908

Section 5339 STATE BUS AND BUS FACILITIES PROGRAM	2023		2024		2025		2026		2027		2028	
	Federal	Local	Federal	Local	Federal	Local	Federal	Local	Federal	Local	Federal	Local
	\$4,320,000	\$1,080,000	\$4,665,600	\$1,166,400	\$5,038,848	\$1,259,712	\$5,441,956	\$1,360,489	\$5,877,312	\$1,469,328	\$6,347,497	\$1,586,874

Total MMMPO Federal Funding

	Federal Funding Source	2023-2024	2024-2025	2025-2026	2026-2027	2027-2028	2028-2029	Total	
Federal Highway Funds	NRT	\$ 270,680	\$ 48,000					\$ 318,680	
	HSIP	\$ 1,405,000	\$ 1,170,000	\$ 2,550,000				\$ 5,125,000	
	STBG- FLEX	\$ 5,768,911	\$ 74,189,210	\$ 1,488,587	\$ 642,000	\$ 1,488,587	\$ 1,479,210	\$ 85,056,505	
	STBG-OFF	\$ 480,000	\$ 480,000	\$ 480,000		\$ 480,000	\$ 480,000	\$ 2,400,000	
	HWI-BR	\$ 1,182,601	\$ 4,701,500	\$ 5,984,000	\$ 3,152,000	\$ 1,220,000	\$ 11,753,742	\$ 27,993,843	
	NHPP	\$ 1,782,000	\$ 4,650,000	\$ 4,600,000		\$ 80,000	\$ 755,008	\$ 11,867,008	
	CMAQ	\$ 12,000			\$ 380,000			\$ 392,000	
	TAP	\$ 800,000	\$ 1,212,409					\$ 2,012,409	
	STBG 50- 200K POP		\$ 6,000,000					\$ 6,000,000	
	STBG		\$ 100,000					\$ 100,000	
	CRP-FLEX			\$ 1,274,400				\$ 1,274,400	
		Federal Highway Total	\$ 11,701,192	\$ 92,551,119	\$ 16,376,987	\$ 4,174,000	\$ 3,268,587	\$ 14,467,960	\$ 142,539,845
	Federal Transit Funds	5307 - Operating Asiss		\$ 3,401,120	\$ 3,484,495	\$ 3,401,120	\$ 3,401,120		\$ 13,687,855
CMAQ - Operating Asiss			\$ 5,000	\$ 10,000	\$ 5,000			\$ 20,000	
5311 - Operating Asiss			\$ 302,036	\$ 350,000	\$ 350,000	\$ 350,000		\$ 1,352,036	
5310 - Operating Asiss			\$ 84,000	\$ 84,000	\$ 84,000	\$ 84,000		\$ 336,000	
5307 - Capital Asiss			\$ 200,000	\$ 200,000	\$ 200,000	\$ 200,000		\$ 800,000	
5307 - Capital Asiss			\$ 97,419					\$ 97,419	
5339 - Capital Asiss			\$ 403,808	\$ 153,000	\$ 153,000	\$ 153,000		\$ 862,808	
5310 - ENHANCED MOBILITY FOR SENIORS AND INDIVIDUALS WITH DISABILITIES - Small Urban		\$ 1,675,055	\$ 1,809,059	\$ 1,953,784	\$ 2,110,087	\$ 2,278,894	\$ 2,461,205	\$ 12,288,085	
5310 - ENHANCED MOBILITY FOR SENIORS AND INDIVIDUALS WITH DISABILITIES - Rural		\$ 1,438,012	\$ 1,553,053	\$ 1,677,297	\$ 1,811,481	\$ 1,956,399	\$ 2,112,911	\$ 10,549,154	
Section 5311 RURAL AREA FORMULA PROGRAM		\$ 15,237,439	\$ 16,456,434	\$ 17,772,949	\$ 19,194,785	\$ 20,730,368	\$ 22,388,797	\$ 111,780,771	
Section 5339 STATE BUS AND BUS FACILITIES PROGRAM		\$ 4,320,000	\$ 4,665,600	\$ 5,038,848	\$ 5,441,956	\$ 5,877,312	\$ 6,347,497	\$ 31,691,213	
		Federal Transit Total	\$ 22,670,506	\$ 28,977,529	\$ 30,724,373	\$ 32,751,428	\$ 35,031,093	\$ 33,310,411	\$ 183,465,341
		Grand Total	\$ 34,371,698	\$ 121,528,648	\$ 47,101,360	\$ 36,925,428	\$ 38,299,680	\$ 47,778,371	\$ 326,005,186

VI Analysis of Transportation Project Impact on Title VI and Environmental Justice Communities

In keeping with the requirements of Title VI of the Civil Rights Act of 1964 as amended, and with Executive Order 12898. The Morgantown Monongalia MPO is charged with evaluating the impact of project on low income and minority population, including non-English speakers within Monongalia County. The MPO utilized Census data to determine the location of these populations in relation to scheduled transportation improvements and transit service in the area. In reviewing the locational data, it became apparent that the majority of these populations are associated with West Virginia University. It is assumed that low-income student populations are more likely to utilize transit and non-motorized forms of transportation.

The maps included in this section of the Transportation Improvement Program demonstrate that the subject populations in the urban area receive significant transportation benefits from the projects included in the TIP. Since none of the highway projects included in the TIP require significant relocation of homes or other long-term disruptions of any community, it is reasonable to assume that these communities will not be disproportionately adversely impacted by these actions any more than the members of the community at large.

Total Population

The Census Bureau's American Community Survey indicated that Monongalia County had an estimated total population of 105,822. Approximately 68% (67,856) of those residents reside in and around the urban area.

Race

There were about 16,863 Self-reported "non-white" residents in Monongalia County making up 16% of the County's population. Approximately 75% (12,613) of these residents live inside of the urban area with the highest density close to a WVU campus. This area is served by transit including the PRT, and given the total population density and related traffic volumes it does not appear that they are subject to an undue amount of disruptive activity from projects scheduled in the TIP.

Home Language

There were 7,347 County residents who report that they speak a language besides English at home. Approximately 80% (5,852) of those residents reside inside or around of the urban area. The highest density area for this population is in the vicinity of the WVU campus. This area is served by transit including the PRT, and given the total population density and related traffic volumes the area does not appear to have an undue amount of disruptive activity scheduled in the TIP.

Poverty

There are approximately 43,640 household in the county, including family households and non-family households. About 19% (8,207) of the total household reported that they are at or below poverty level. About 81% (6,648) of these households locate inside or close to the urban area. Overall, the urban area has a significantly higher density poverty level population than the areas of the County outside of the urban area. Within the urban area the highest density of poverty level residents is in the vicinity of WVU's campuses, and in Granville and Westover. These areas are served by transit and given the total population density and related traffic volumes in

these areas there does not appear to be an undue amount of disruptive activity scheduled in the TIP.

Environmental Justice Analysis

EJ Block Group Analysis is a system level evaluation on the relations between proposed projects and environmental justice populations. It documents the special relations of proposed projects and EJ Block Groups and the level of planned transportation investment in the area’s EJ and non-EJ neighborhoods. Both positive and negative impact of an investment are considered.

EJ Block Group: a census block group with a population that has either: 1) A higher percentage of households in poverty than the county average of 19 percent. Or 2) A higher percentage of minority residents than the county average of 16 percent.

Non-EJ Block Group: a census block group with a population that has both the same or a lower percentage of households in poverty than the county average of 19 percent and the same or a lower percentage of minority residents than the county average of 16 percent.

Project Locations Relating to Environmental Justice Block Group

The following table identifies each project’s location in relation to the environmental justice block group in the MPO area.

PROJECT NAME	TYPE OF WORK	TOTAL COST	FED. FUNDING	Relate to EJ Block Group	MAP ID
I-79 LIGHTING (AUTH AC)	LIGHTING	\$500,000	\$450,000	Yes	1
I-79 LIGHTING	LIGHTING	\$7,500,000	\$6,750,000	Yes	1
EVERETTVILLE BR*	REPLACE BRIDGE	\$1,490,100	\$390,101	No	2
WILLEY ST*	RESURFACING 1.5-2"	\$2,464,000	\$1,971,200	Yes	3
RIVER ROAD SLIDES	SLIDE REPAIR	\$1,475,000	\$1,475,000	Yes	4
RIVER ROAD SLIDES	SLIDE REPAIR	\$6,000,000	\$6,000,000	Yes	4
VAN VOORHIS RD (GO BOND 4) *	WIDEN, IMPROVE DRAINAGE, ADD SIDEWALKS	\$8,500,000	\$850,000	Yes	5
M&J ARCH	BRIDGE REPAIR	\$105,000	\$84,000	No	6
PLEASANT HILL BRIDGE EB +1*	BRIDGE REPAIR	\$5,000	\$4,500	Yes	7
PLEASANT HILL BRIDGE EB +1*	BRIDGE REPAIR	\$815,000	\$733,500	Yes	7
EXIT 152 NB & SB RAMPS	RESURFACING	\$980,000	\$882,000	Yes	8

PROJECT NAME	TYPE OF WORK	TOTAL COST	FED. FUNDING	Relate to EJ Block Group	MAP ID
EXIT 146 SB EXIT RAMP	RESURFACING	\$1,000,000	\$900,000	No	9
BURROUGH ST	MILL & PAVE	\$897,200	\$717,760	Yes	10
JOSEPH C BARTOLO MEMORIAL BRIDGE	BRIDGE REPAIR	\$250,000	\$200,000	Yes	11
JOSEPH C BARTOLO MEMORIAL BRIDGE	BRIDGE REPAIR	\$100,000	\$80,000	Yes	11
JOSEPH C BARTOLO MEMORIAL BRIDGE	BRIDGE REPAIR	\$2,500,000	\$2,000,000	Yes	11
BROOKHAVEN ROAD IMPROVEMENTS	INSTALL TRAVEL LANES; SIGNAL	\$15,000	\$12,000	Yes	12
BROCKWAY AVE	MILL & PAVE	\$800,000	\$640,000	Yes	13
BROOKHAVEN ROAD IMPROVEMENTS	INSTALL TRAVEL LANES; SIGNAL	\$475,000	\$380,000	Yes	12
BULA SLAB	DESIGN STUDY - REPLACEMENT	\$550,000	\$440,000	No	14
BULA SLAB	BRIDGE REPLACEMENT	\$600,000	\$480,000	No	14
DELLSLOW ARCH	DESIGN STUDY - REPLACEMENT	\$600,000	\$480,000	No	15
DELLSLOW ARCH	BRIDGE REPLACEMENT	\$100,000	\$80,000	No	15
DELLSLOW ARCH	BRIDGE REPLACEMENT	\$850,000	\$680,000	No	15
DUG HILL BRIDGE +1	DESIGN STUDY - REPLACEMENT	\$450,000	\$360,000	Yes	16
DUG HILL BRIDGE +1	BRIDGE REPLACEMENT	\$600,000	\$480,000	Yes	16
DUG HILL BRIDGE +1	BRIDGE REPLACEMENT	\$100,000	\$80,000	Yes	16
GREENBAG ROAD (GO BOND 4) *	IMPROVE I/S & WIDEN	\$16,000,000	\$0	Yes	17
I-68 EXIT 7 RAMPS	2 " MILL/PAVE, CONCRETE REPAIR RAMPS	\$2,000,000	\$1,600,000	Yes	18

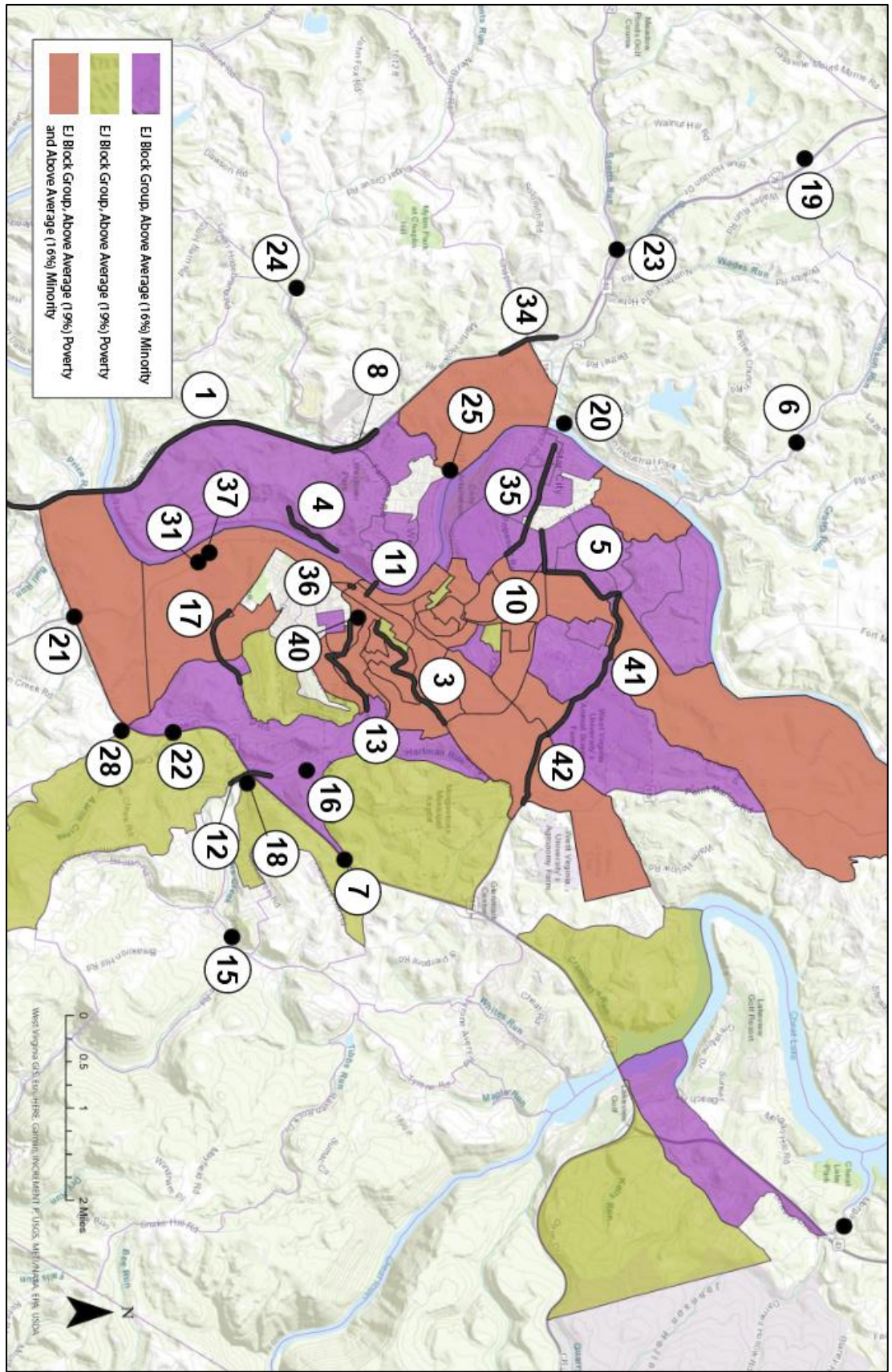
PROJECT NAME	TYPE OF WORK	TOTAL COST	FED. FUNDING	Relate to EJ Block Group	MAP ID
I-79 SB WELCOME CENTER	WIDEN RAMP, PARKING LOT, SDWKS, DRAINS	\$1,250,000	\$1,000,000	No	19
I/S WV 100 & DENTS RUN IMPROVEMENT	IMPROVE TURNING RADIUS/INTERSECTION	\$150,000	\$150,000	No	25
INTERSTATE 68 OVERPASS*	BRIDGE RENOVATION	\$50,000	\$40,000	Yes	21
INTERSTATE 68 OVERPASS*	BRIDGE RENOVATION	\$4,500,000	\$3,600,000	Yes	21
JACK FLEMING MEMORIAL BRIDGE WB & EB	BRIDGE REPAIR	\$10,000	\$8,000	Yes	22
JACK FLEMING MEMORIAL BRIDGE WB & EB	BRIDGE REPAIR	\$400,000	\$360,000	Yes	22
JACK FLEMING MEMORIAL BRIDGE WB & EB	BRIDGE REPAIR	\$3,000,000	\$2,700,000	Yes	22
JERE SLAB	DESIGN STUDY - REPLACEMENT	\$250,000	\$200,000	No	23
JERE SLAB	BRIDGE REPLACEMENT	\$400,000	\$320,000	No	23
JERE SLAB	BRIDGE REPLACEMENT	\$100,000	\$80,000	No	23
JERE SLAB	BRIDGE REPLACEMENT	\$943,760	\$755,008	No	23
LAUREL POINT BRIDGE (GO BOND 2/3)	REPLACE BRIDGE	\$2,100,000	\$0	No	24
LOWER SCOTTS RUN BRIDGE	BRIDGE REHABILITATION	\$350,000	\$280,000	No	20
LOWER SCOTTS RUN BRIDGE	BRIDGE REHABILITATION	\$30,000	\$24,000	No	20
MIRACLE RUN CULVERT	BRIDGE REHABILITATION	\$25,000	\$20,000	Yes	27
MIRACLE RUN CULVERT	BRIDGE REHABILITATION	\$50,000	\$40,000	Yes	27
MIRACLE RUN CULVERT	BRIDGE REHABILITATION	\$50,000	\$40,000	Yes	27
OLD KINGWOOD PIKE BR	BRIDGE REPAIR	\$600,000	\$480,000	Yes	28

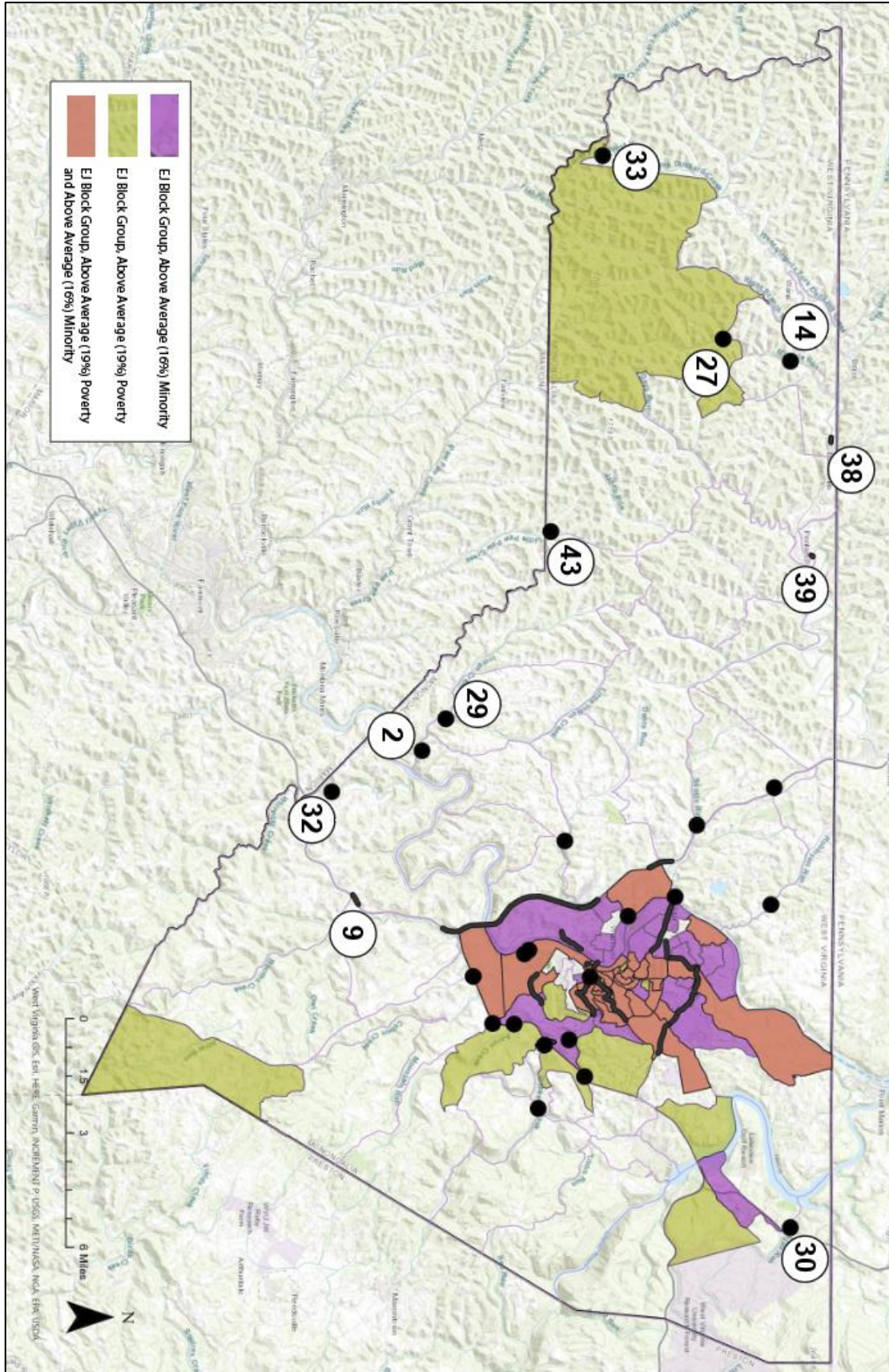
PROJECT NAME	TYPE OF WORK	TOTAL COST	FED. FUNDING	Relate to EJ Block Group	MAP ID
OLD KINGWOOD PIKE BR	BRIDGE REPAIR	\$100,000	\$80,000	Yes	28
OLD KINGWOOD PIKE BR	BRIDGE REPAIR	\$4,000,000	\$3,200,000	Yes	28
OSGOOD SLAB	DESIGN STUDY - REPLACEMENT	\$120,000	\$96,000	No	29
OSGOOD SLAB	BRIDGE REPLACEMENT	\$400,000	\$320,000	No	29
OSGOOD SLAB	BRIDGE REPLACEMENT	\$100,000	\$80,000	No	29
OSGOOD SLAB	BRIDGE REPLACEMENT	\$600,000	\$480,000	No	29
RUBBLE RUN I-BEAM	DESIGN STUDY - REPLACEMENT	\$120,000	\$96,000	Yes	30
RUBBLE RUN I-BEAM	BRIDGE REPLACEMENT	\$400,000	\$320,000	Yes	30
RUBBLE RUN I-BEAM	BRIDGE REPLACEMENT	\$100,000	\$80,000	Yes	30
SMITHTOWN ROAD TRAFFIC SIGNAL*	INSTALL SIGNAL	\$100,000	\$90,000	Yes	31
SMITHTOWN ROAD TRAFFIC SIGNAL*	INSTALL SIGNAL	\$1,200,000	\$1,080,000	Yes	31
SMITHTOWN W-BEAM	BRIDGE REHABILITATION	\$300,000	\$240,000	No	32
SMITHTOWN W-BEAM	BRIDGE REHABILITATION	\$75,000	\$60,000	No	32
SOUTH FORK CULVERT	BRIDGE REPAIR	\$20,000	\$16,000	Yes	33
SOUTH FORK CULVERT	BRIDGE REPAIR	\$5,000	\$4,000	Yes	33
SOUTH FORK CULVERT	BRIDGE REPAIR	\$75,000	\$60,000	Yes	33
STAR CITY I/C IMPROVEMENT	RECONSTRUCT I/C	\$66,000,000	\$59,400,000	Yes	34
UNIVERSITY AVE +2	DESIGN/BUILD ADA RAMPS	\$1,593,000	\$1,274,400	Yes	35
UNIVERSITY AVE BRIDGE	BRIDGE REPAIR	\$50,000	\$40,000	Yes	36
UNIVERSITY AVE BRIDGE	BRIDGE REPAIR	\$10,000	\$8,000	Yes	36
UNIVERSITY AVE BRIDGE	BRIDGE REPAIR	\$500,000	\$400,000	Yes	36

PROJECT NAME	TYPE OF WORK	TOTAL COST	FED. FUNDING	Relate to EJ Block Group	MAP ID
US 119 MORGANTOWN LIGHTING*	UPDATE LIGHTING	\$2,000,000	\$1,600,000	Yes	37
US ARMY SPC JOHN R TENNANT MEMORIAL BRIDGE	BRIDGE REPAIR	\$50,000	\$40,000	No	38
US ARMY SPC JOHN R TENNANT MEMORIAL BRIDGE	BRIDGE REPAIR	\$10,000	\$8,000	No	38
US ARMY SPC JOHN R TENNANT MEMORIAL BRIDGE	BRIDGE REPAIR	\$900,000	\$720,000	No	38
US MARINE SERGEANT DAVID PAUL MCCORD MEM BR	DESIGN STUDY - REPLACEMENT	\$450,000	\$400,000	No	39
US MARINE SERGEANT DAVID PAUL MCCORD MEM BR	BRIDGE REPLACEMENT	\$600,000	\$480,000	No	39
US MARINE SERGEANT DAVID PAUL MCCORD MEM BR	BRIDGE REPLACEMENT	\$100,000	\$80,000	No	39
US MARINE SERGEANT DAVID PAUL MCCORD MEM BR	BRIDGE REPLACEMENT	\$8,177,177	\$6,541,742	No	39
WALNUT STREET BRIDGE	BRIDGE REPAIR	\$300,000	\$240,000	Yes	40
WALNUT STREET BRIDGE	BRIDGE REPAIR	\$10,000	\$8,000	Yes	40
WALNUT STREET BRIDGE	BRIDGE REPAIR	\$1,500,000	\$1,200,000	Yes	40
WEST RUN RD	WIDEN ROAD	\$2,400,000	\$2,400,000	Yes	41

PROJECT NAME	TYPE OF WORK	TOTAL COST	FED. FUNDING	Relate to EJ Block Group	MAP ID
WEST RUN ROAD (GO BOND 4)	IMPROVE I/S & WIDEN	\$18,100,000	\$1,800,000	Yes	42
INDIAN CREEK I-BEAM	BRIDGE REPLACEMENT	\$630,000	\$504,000	No	43
BROCKWAY AVE	MILL & PAVE	\$50,000	\$40,000	Yes	13

*The project funding has been authorized. It will be removed from the TIP Highway Project Table.






VII Certification

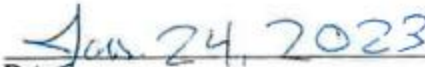
METROPOLITAN TRANSPORTATION PLANNING PROCESS CERTIFICATION

WHEREAS the USDOT Infrastructure Investment and Jobs Act (IIJA) legislation requires the Morgantown Monongalia Metropolitan Planning Organization (MPO) to certify that its transportation planning process is in conformance with regulations; in accordance with 23 CFR 450.220, the West Virginia Department of Transportation and the Morgantown Monongalia Metropolitan Planning Organization, the Metropolitan Planning Organization for the Greater Morgantown and Monongalia County urbanized area, hereby certify that that the transportation planning process is addressing the major issues in the metropolitan planning area and is being conducted in accordance with all applicable requirements of:



- I. 23 U.S.C. 134 and 135, 49 U.S.C. 5303 and 5304, 23 CFR Part 450 and this subpart;
- II. In nonattainment and maintenance areas, sections 174 and 176 (c) and (d) of the Clean Air Act, as amended (42 U.S.C. 7504, 7506 (c) and (d)) and 40 CFR part 93;
- III. Title VI of the Civil Rights Act of 1964, as amended (42 U.S.C. 2000d-1) and 49 CFR part 21;
- IV. 49 U.S.C. 5332, prohibiting discrimination on the basis of race, color, creed, national origin, sex, or age in employment or business opportunity;
- V. Section 1101(b) of the IIJA (Pub. L. 117-58) and 49 CFR part 26 regarding the involvement of disadvantaged business enterprises in USDOT funded projects;
- VI. 23 CFR part 230, regarding the implementation of an equal employment opportunity program on Federal and Federal-aid highway construction contracts;
- VII. The provisions of the Americans with Disabilities Act of 1990 (42 U.S.C. 12101 *et seq.*) and 49 CFR parts 27, 37, and 38;
- VIII. The Older Americans Act, as amended (42 U.S.C. 6101), prohibiting discrimination on the basis of age in programs or activities receiving Federal financial assistance;
- IX. Section 324 of title 23 U.S.C. regarding the prohibition of discrimination based on gender; and
- X. Section 504 of the Rehabilitation Act of 1973 (29 U.S.C. 794) and 49 CFR part 27 regarding discrimination against individuals with disabilities.


Morgantown Monongalia MPO


Executive Director


Date

West Virginia Department of Transportation


Signature

Title


Date

VIII List of Major Projects completed the Last Five Years (2019 – 2023)

Street/Bridge Name	Type of Work	Funding Source	Total Cost	Start Date	Complete Date
Morgantown Airport IND PK	New Roadway Construction	STPS	\$2,163,000	2/28/2014	1/28/2020
Mon River Water Trail Map	Development and Printing Trail Map	NRT	\$8,000	9/6/2017	1/5/2020
Westover Park Loop 2012	Trail Construction	NRT	\$43, 000	10/2/2017	7/16/2019
Day Brook Rd	Resurface	NFA	\$757, 000	8/28/2020	9/14/2020
Monongalia Blvd - Stewart	Resurface	NHPP	\$6457, 000	4/3/2019	9/17/2019
WV 705 COMN	Environment Assessment	STP	\$4, 000	9/2/2010	4/30/2020
Airport Exit BR	Replace Deck, Abutments	NFA	\$4,318, 000	7/6/2018	11/7/2019
Cheat Rd	Resurface, Milling, Ditch	STP	\$535, 000	8/10/2020	10/16/2020
Fairchance Rd	Resurface	NFA	\$372, 000	10/16/2020	10/23/2020
Recall Striping	District Wide Pavement Markings	HSIP	\$60, 000	6/28/2018	5/19/2019
Recall Striping	District Wide Pavement Markings	STP	\$318, 000	10/18/2019	12/1/2020
Roadway Striping	District Wide Install PVMT Mark	STP	\$1534, 000	5/1/2018	2/25/2019
Roadway Striping	District Wide Install PVMT Mark	HSIP	\$1863, 000	5/28/2019	7/17/2019
Roadway Striping	District Wide Install PVMT Mark	STP	\$2025, 000	5/11/2020	8/17/2020
FY21 MMMPO	Statewide HWY Planning and Research	SPR	\$315, 000	7/1/2020	6/28/2021
Mason-Dixon Hwy	Corr Slide(Soil Nails)	NFA	\$150, 000	7/28/2020	12/18/2020
WANA - Blacksville	Resurface	NHPP	\$942, 000	4/27/2020	6/8/2020
Kings Run Rd - Buckeye Rd	Resurface	NHPP	\$939, 000	8/28/2019	11/13/2019
Cassville Slide	Slide Repair	MARP	\$171, 000	9/1/2020	11/20/2020
WV 7/CR857	Intersection Improvement	CMAQ	\$3,732, 000	3/4/2020	7/15/2020
Bethel Rd	2" Base Course	MARP	\$414, 000	8/13/2020	11/11/2020
Arnettville Arch Bridge	Repair Bridge	NFA	\$2,065, 000	5/1/2018	3/20/2020
Monongahela Blvd Lighting	Upgrade Lighting	NHHS	\$677, 000	10/31/2019	6/24/2020
Monongahela Blvd TWLTL	Construct TWLTL	HSIP	\$4,147, 000	7/6/2018	5/21/2019
College Ave +3	Design Build ADA Ramps	STP	\$462, 000	9/9/2019	5/12/2020
Jakes Rd	Resurface	MARP	\$73, 000	8/13/2020	11/11/2020
Little Indian Creek Rd	Corr Slide(Soil Nails)	NFA	\$456, 000	7/28/2020	12/18/2020

Street/Bridge Name	Type of Work	Funding Source	Total Cost	Start Date	Complete Date
Morgan Run Rd	Bridge Inspection	BR-NBIS	\$316, 000	6/15/2012	3/25/2019
Brand Rd	2" Base Course	MARP	\$326, 000	9/4/2020	11/30/2020
Bowlby Rd/Bethel Church Rd/Number 8 Hollow	2" Base Course	MARP	\$519, 000	9/1/2020	12/8/2020
Bertha Hill Rd	Corr Slide(Soil Nails)	NFA	\$169, 000	7/28/2020	12/18/2020
Pineview Rd	Resurface	STBG	\$305, 000	10/28/2019	12/2/2019
Morgantown Maryland Lighting	Install Lighting	HSIP	\$4,460, 000	4/22/2018	9/16/2019
Coopers Rock Pipe	Replace Pipe	NHPP	\$48, 000	9/10/2019	11/13/2019
Smithtown Rd	Resurface	STBG	\$1,091, 000	10/28/2019	12/11/2019
CPL Thomas Bennett Mem Bridge	Inspection	BR-NBIS	\$552,000	7/22/2011	3/25/2019
Blue Horizon Dr - PA State Line	Warranty SPEC	NFA	\$18,802,000	11/1/2017	1/8/2019
Kingwood Pike	Corr Slide(Soil Nails)	NFA	\$161,000	7/28/2020	12/10/2020
ACS-Lite System	Design and Construct ACS-Lite System	CMAQ	\$2,196,000	8/25/2011	11/2/2019
Deckers Creek Trail Repair	Repair Trail	NRT	\$206,000	8/23/2019	11/22/2020



Memorandum

Date: October 5, 2023
To: Advisory Committee and Policy Board Members
From: MPO Staff
Subject: Suballocated Funds Applications

This Memorandum is to report on the recently closed application process for projects to be funded by the MMMPO's suballocated Carbon Reduction Program and suballocated Surface Transportation Block Grant funding.

Summary of Projects

Three entities submitted proposals, the City of Morgantown, the City of Westover, and Mon River Trails Conservancy. All applicants met the requirements for cost estimates and other data necessary to evaluate their project. However, two of the applicants did not meet the requirement to show coordination with WVDOH for the potential construction of their project. MPO Staff went forward with the evaluation of each project per the Policy Board's guidance that staff should not disqualify projects and that all applications should be presented to the Policy Board for evaluation. Below are summaries of each proposal. Major factors affecting each project's score are discussed in the text.

The City of Morgantown's project proposal is to connect the First Ward Neighborhood/White Park Trails to the Mon River Trails across Don Knotts Blvd. The pedestrian/cycling bridge will be a structure to move people from one place to another. The bridge will remove pedestrians and cyclists from the road surface and will create a more interconnected road where vehicles and pedestrians do not interfere with one another. **This project is part of an MPO Transportation Plan Tier One project.** The City of Morgantown estimates the cost of this project at \$500,000. The City is requesting \$400,000 of the MPO's suballocated STBG Funds and the City will provide \$100,000 in matching funds. **The City of Morgantown has not demonstrated that this project has been coordinated with WVDOH for potential construction if this project is funded by the MPO for suballocated funds.**

The City of Westover is proposing to install sidewalks and stormwater infrastructure on Fairmont Rd from the intersection with Savannah St to the intersection with Dents Run Blvd. As this is a large project, the city will work on it in sections. There is a large gap in the network here as there are no sidewalks on this portion of the road at all, and there is a large group of pedestrians that walk the road regularly. The attached map illustrates the segment of Fairmont Road that Westover proposes to provide with sidewalks utilizing the MPO's suballocated funds. The City of Westover requested \$250,000 in STBG funding using the MPO's suballocated funds. The total project is estimated to cost \$500,000. **This project is part of a Tier One Project in the MPO's Metropolitan Transportation Plan.** The City has submitted an application for a Community Development Block Grant, for funding additional segments of sidewalk on Fairmont Road. **The City of Westover has demonstrated coordination with WVDOH for the construction of this project if it is funded.**

The Mon River Trails Conservancy's project proposal focuses on the area of Deckers Creek Rail-Trail. Within the first 5 miles of the Deckers Creek Rail-Trail, there are five road crossings with three being more dangerous due to nearby intersections, tight curves, lower visibility, and higher volumes of traffic.



This project will upgrade the safety at these three crossings by installing Rectangular Rapid Flashing Beacons (RRFB). This will enhance pedestrian and cyclist visibility as they cross the road at Deckers Creek Boulevard, Greenbag Road, and Summer School Road. MRTC is requesting \$128,000 in STBG funding for this project. This is the total cost of the project. As a safety project it is eligible for 100% of the project cost. **The Mon River Trails Conservancy has not demonstrated coordination with WVDOH for the construction of this project if it is funded by the MPO using suballocated funds.**

Because this project is not a Tier One project it is noted that it significantly contributes to four of the Metropolitan Transportation Plan's Goals:

Goal: Safety-A safe and secure system that reduces injuries and fatalities

Goal: Mobility Choices-An integrated and connected multi-modal system

Goal: Livability- A transportation system and region that is attractive, sustainable, and contributes to regional well-being.

Goal: Equity- Healthy, convenient, and equitable transportation choices for underserved communities

Following are the traffic volumes and accident data for the locations under consideration.

Deckers Creek Blvd. Crossing

Crashes in the Deckers Creek / WV 7 Intersection Area

- 2018-2022 Total Crashes: 41
- 2018-2022 Total Crashes Involving Non-motorists: 1 (Fatality)

AADT on Deckers Creek Rd: 3,545 (2022) Source: WV DOH

Greenbag Rd. Crossing

Crashes in the Greenbag Rd and Deckers Creek Blvd. Intersection Area

- 2018-2022 Total Crashes: 30
- 2018-2022 Total Crashes Involving Non-motorists: 0

AADT on Deckers Creek Blvd.: 7,000 (2019) Source: MMMPO

Summer School Rd. Crossing

Crashes in the Greenbag Rd and Deckers Creek Rd Intersection Area

- 2018-2022 Total Crashes: 3
- 2018-2022 Total Crashes Involving Non-motorists: 0



Project Selection Criteria and Scoring

Criteria	Points
Contribute to one objective identified in the MPO's Metropolitan Transportation Plan	10
Contribute to more than one objective in the MPO's Metropolitan Transportation Plan	5 × the number of extra related objective
A tier 1 or a part of a tier 1 project	40
A tier 2 or a part of a tier 2 project	30
A tier 3 or a part of a tier 3 project	20
A tier 4 or a part of a tier 4 project	10
The project significantly contributes to achieving a target identified in the MPO's Performance Measures.	30
The project somehow contributes to achieving a target identified in the MPO's Performance Measures.	10
The project is directly related to safety	10
The project is not a safety project but indirectly related to safety	5

MPO Staff Scoring

Entity	Average Score
City of Morgantown	81.3
City of Westover	78.3
Mon River Trails Conservancy	76

Recommendations

MPO staff has reviewed the project applications summarized above and has scored them as shown on the table above.

Because the MMMPO has sufficient funds available to fully fund all three potential projects, Staff is recommending full funding of the City of Westover's \$500,000 project over and above the City of Westover's initial application in the amount of \$250,000 (\$400,000 MPO suballocated funds \$100,000 City Match). MPO Staff has verified with City Staff that the City is agreeable to this recommendation and has the matching funds needed for the full project. If the City of Westover's application for Community Development Block Grant funding this award will allow the City to use those funds to extend the sidewalk further.

MPO staff is recommending that both the City of Morgantown's and MRTC's projects be funded provided that these agencies demonstrate coordination with WVDOH on the construction of the projects if they are funded by the MMMPO. MPO Staff will continue to coordinate with these entities and WVDOH on this question.



Maps of Project Locations

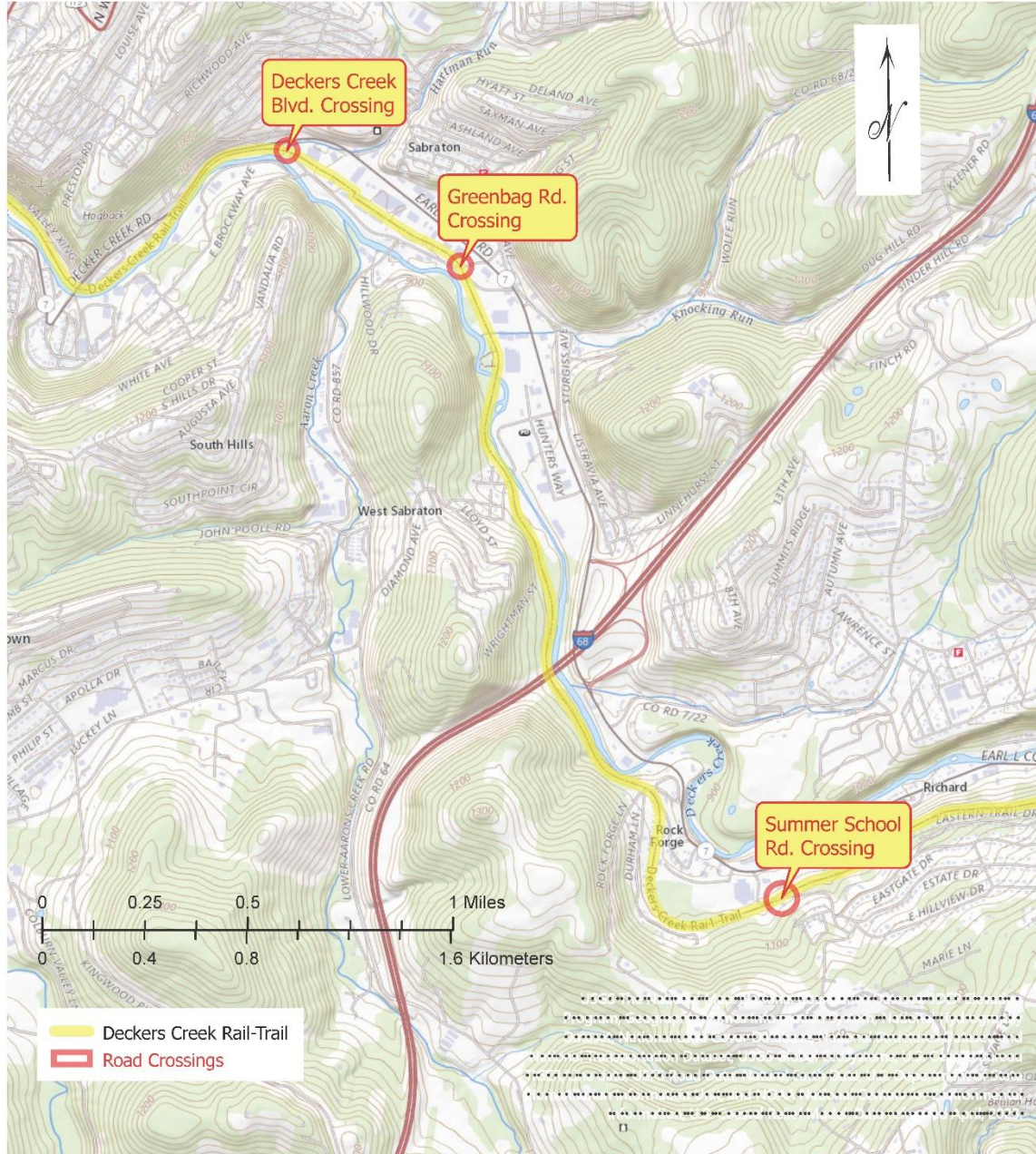
The City of Morgantown Project Location



The City of Westover Project Location



Mon River Trails Conservancy Project Location



Deckers Creek Trail Road Crossings

Deckers Blvd; Lat., Lon.: 39.630, -79.935

Greenbag Rd; Lat., Lon.: 39.626, -79.927

Summerschool Rd; Lat., Lon.: 39.603, -79.913

